TRADE REPORT

Monthly report of Canadian pork exports, imports of pork and live trade

Updated for December 2020

Canadian Pork Council
Conseil canadien du porc

EXPORTS

CANADIAN PORK EXPORTS

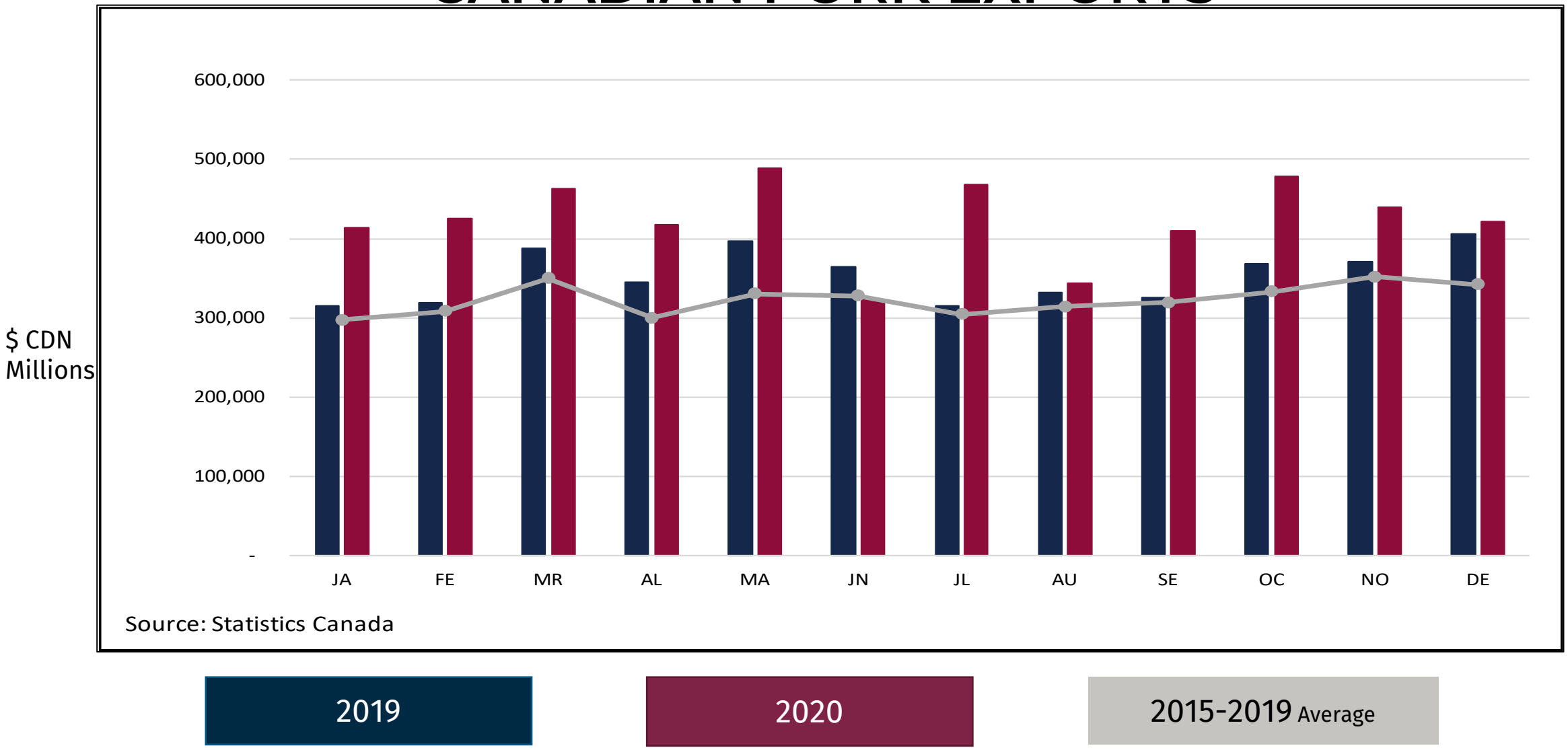

MONTHLY PORK EXPORTS

Exports	Millions ($)				Tonnes			
	2019	2020	% change	2015-2019 Average	2019	2020	% change	2015-2019 Average
JA	315,733	413,295	30.90	297,354	97,980	114,969	17.34	97,298
FE	319,500	425,817	33.28	308,607	106,396	123,873	16.43	103,285
MR	387,442	463,450	19.62	350,136	125,132	133,051	6.33	115,404
AL	345,577	417,524	20.82	300,282	103,851	121,875	17.36	100,493
MA	397,183	489,164	23.16	330,405	115,102	136,967	19.00	107,336
JN	363,999	322,790	-11.32	328,101	101,462	96,945	-4.45	102,909
JL	314,808	467,790	48.60	304,370	90,432	145,857	61.29	93,903
AU	331,725	343,884	3.67	314,136	92,930	102,631	10.44	97,416
SE	326,184	409,195	25.45	319,243	96,993	124,068	27.91	102,932
OC	368,199	478,983	30.09	332,907	109,430	132,510	21.09	106,112
NO	370,675	439,405	18.54	351,815	106,160	126,047	18.73	111,753
DE	406,433	421,403	3.68	342,173	116,416	129,323	11.09	108,655
Total	**3,856,461**	**5,092,700**	**32.06**	**3,879,529**	**1,261,798**	**1,488,116**	**17.94**	**1,247,496**

EXPORTS

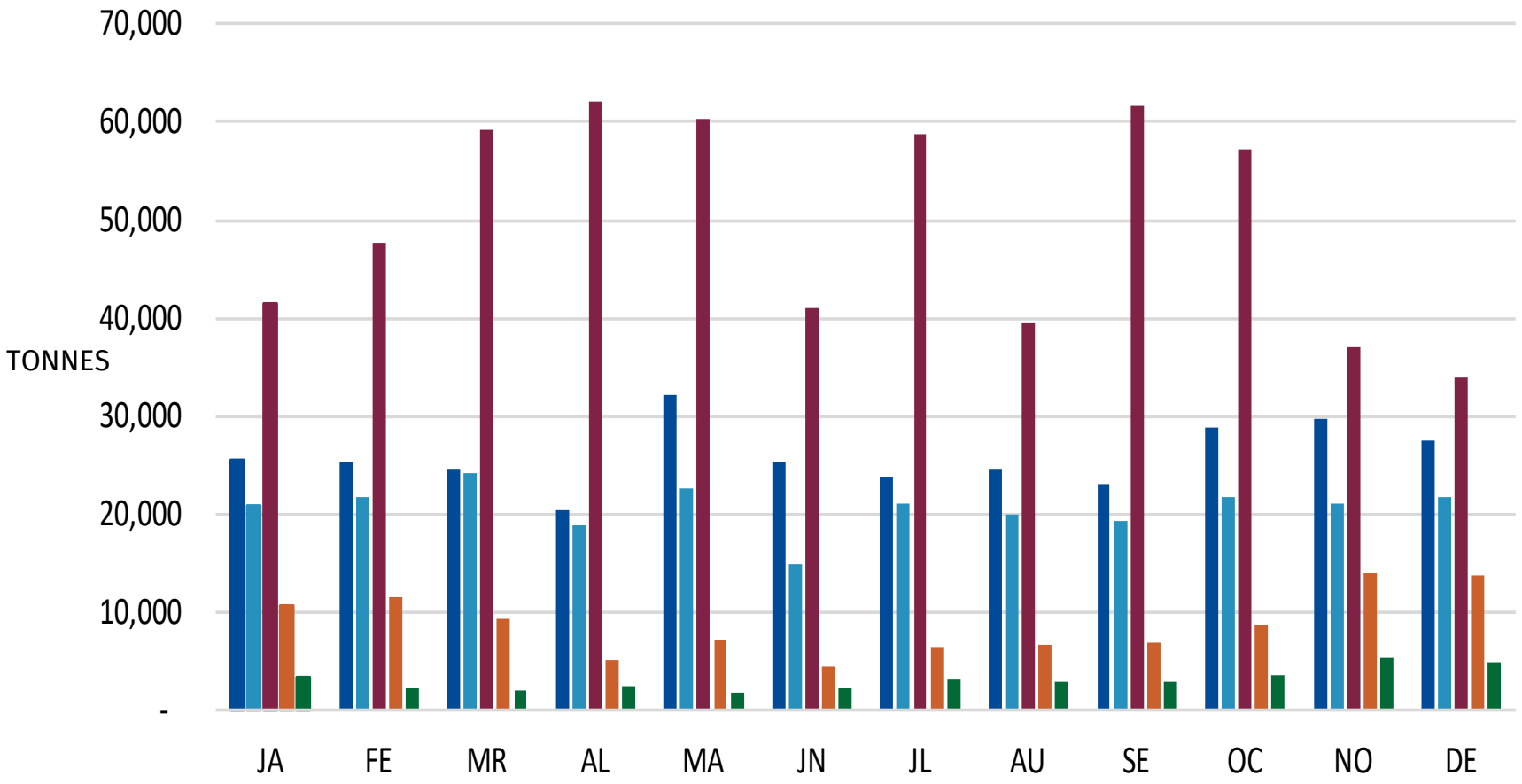

Source: Statistics Canada

Top 5 2020

01	CHINA
02	UNITED STATES
03	JAPAN
04	MEXICO
05	SOUTH KOREA

TOP 10 PORK MARKETS

	Tonnes						'000 CDN $					
	Fresh	Frozen	Offal	Pig Fat	Processed	Total	Fresh	Frozen	Offal	Pig Fat	Processed	Total
US	182,012	32,773	20,303	27,194	48,919	**311,201**	749,957	119,392	40,096	32,359	321,453	**1,263,257**
	0%	-20%	-5%	-11%	10%	-3%	0%	-6%	-22%	-4%	12%	1%
Japan	183,362	38,600	4,672	22,252	6,337	**255,223**	1,131,143	200,031	14,860	65,683	27,955	**1,439,672**
	3%	-11%	7%	-9%	-47%	-3%	4%	-3%	11%	15%	-35%	3%
China / H. Kong	7,206	526,099	75,600	9,417	910	**619,232**	24,442	1,434,729	184,180	17,410	3,318	**1,664,079**
	232%	146%	55%	68%	1%	128%	-6%	184%	57%	111%	16%	172%
Mexico	60,743	8,228	22,633	10,209	5,471	**107,284**	105,983	15,702	34,408	8,036	13,918	**178,047**
	-33%	-48%	-2%	-32%	-39%	-30%	-39%	-55%	-6%	-47%	-39%	-37%
South Korea	9,381	21,691	5,288	2,310	22	**38,692**	64,872	67,249	12,228	4,973	105	**149,427**
	8%	-28%	-21%	32%	0%	-18%	5%	-26%	-13%	37%	169%	-12%
Total Top 5	442,704	627,391	128,496	71,382	61,659	**1,331,632**	2,076,397	1,837,103	285,772	128,461	366,749	**4,694,482**
	-4%	82%	23%	-8%	-7%	26%	-1%	91%	23%	9%	3%	26%
Total Top 10	443,840	709,427	142,385	78,068	62,578	**1,436,298**	2,079,772	2,049,240	313,345	140,022	370,971	**4,953,350**
	-4%	-71%	17%	-8%	-8%	-55%	-1%	67%	18%	7%	3%	21%
All Countries	**446,130**	**742,234**	**147,954**	**79,090**	**72,705**	**1,488,113**	**2,092,821**	**2,131,763**	**325,066**	**141,696**	**401,352**	**5,092,698**
	-5%	**49%**	**15%**	**-9%**	**-10%**	**18%**	**0%**	**59%**	**16%**	**7%**	**2%**	**20%**

Top 10 Countries
US
Japan
China / Hong Kong
Mexico
South Korea
Philippines
Viet Nam
Taiwan
New Zealand
Australia

IMPORTS

CANADIAN PORK IMPORTS

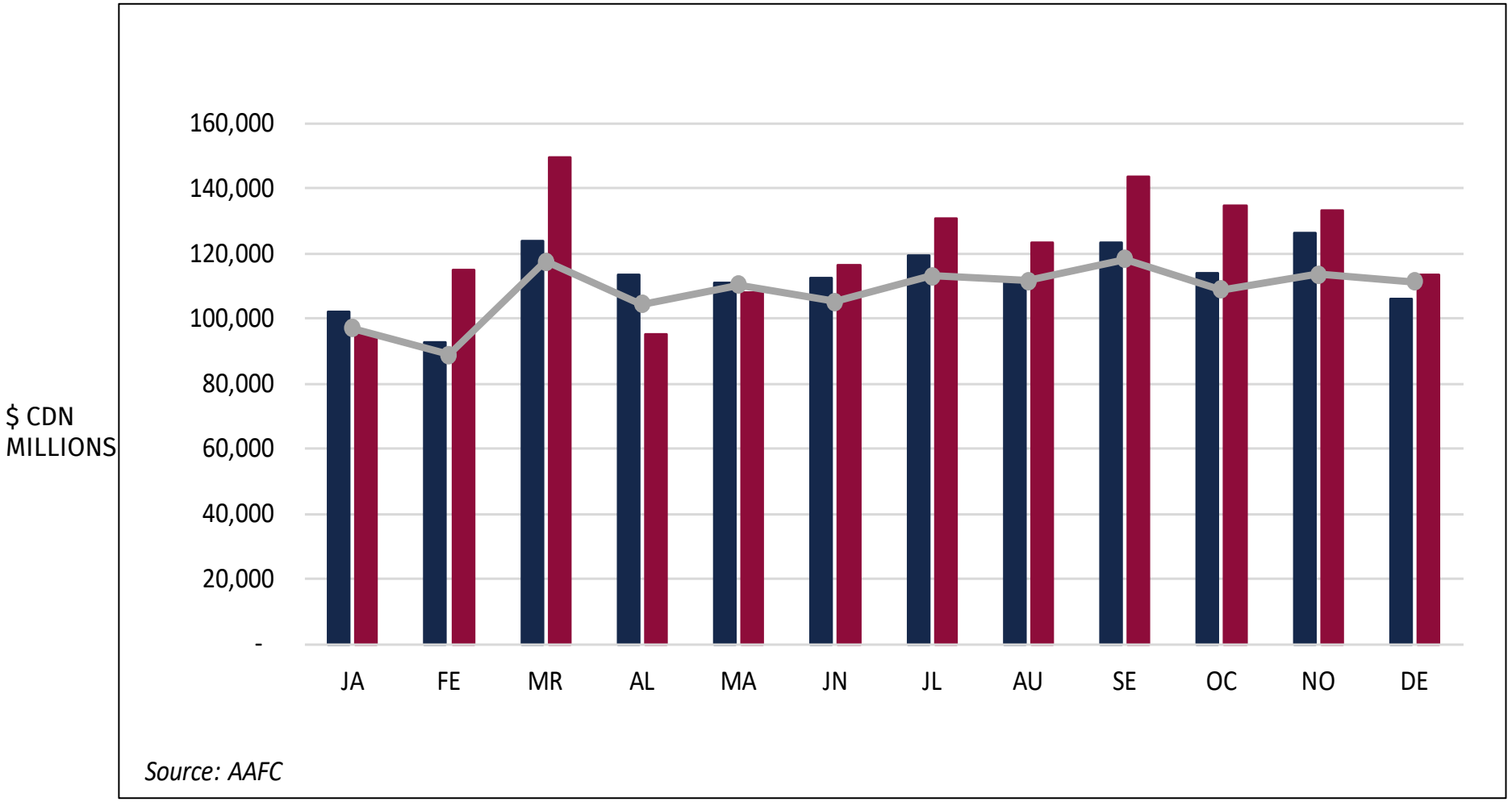

2019

2020

2015-2019 Average

MONTHLY PORK IMPORTS

Imports	Millions ($)				Tonnes			
	2019	2020	% change	2015-2019 Average	2019	2020	% change	2015-2019 Average
JA	101,921	95,108	-6.68	97,051	18,263	18,985	3.95	16,257
FE	92,748	115,078	24.08	89,006	17,839	22,131	24.06	16,049
MR	124,015	149,821	20.81	117,589	23,856	26,660	11.75	20,579
AL	113,505	95,372	-15.98	104,440	21,480	17,930	-16.53	17,864
MA	111,143	108,138	-2.70	110,531	19,647	17,673	-10.05	18,123
JN	112,519	116,334	3.39	105,336	18,913	20,018	5.84	16,916
JL	119,264	130,697	9.59	113,193	19,313	24,165	25.12	17,649
AU	111,464	123,243	10.57	111,767	18,359	22,945	24.98	18,137
SE	123,555	143,897	16.46	118,254	20,757	27,207	31.07	19,799
OC	113,835	135,042	18.63	109,033	19,389	22,319	15.11	18,209
NO	126,595	133,387	5.37	113,600	22,449	22,131	-1.42	19,511
DE	106,190	113,690	7.06	111,426	18,781	19,123	1.82	18,821
Total	**1,356,754**	**1,459,807**	**7.60**	**1,301,226**	**239,046**	**261,287**	**9.30**	**217,914**

2020 PORK IMPORTS

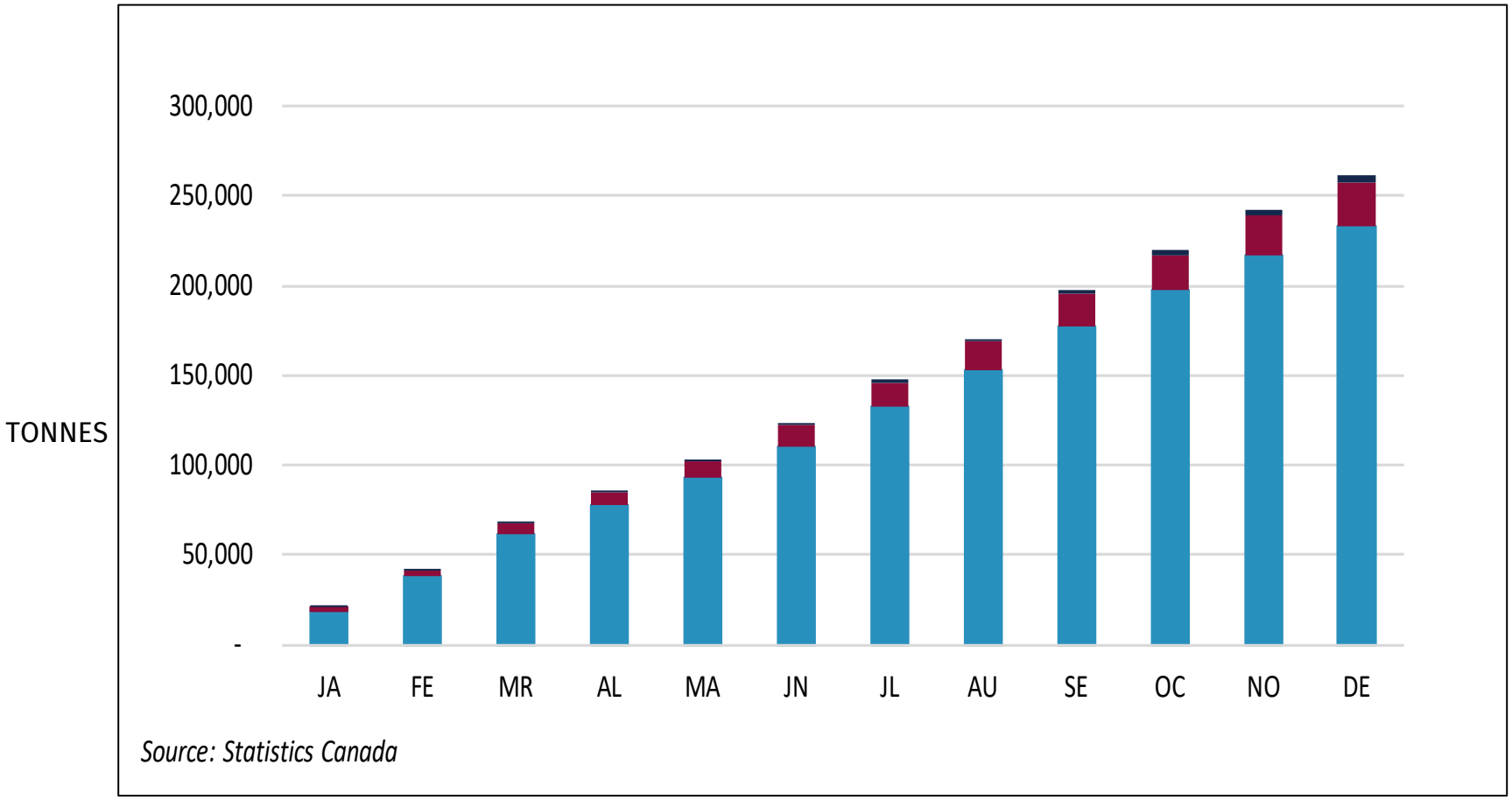

United States

European Union

Others

LIVE TRADE

FEEDER PIGS TO THE USA

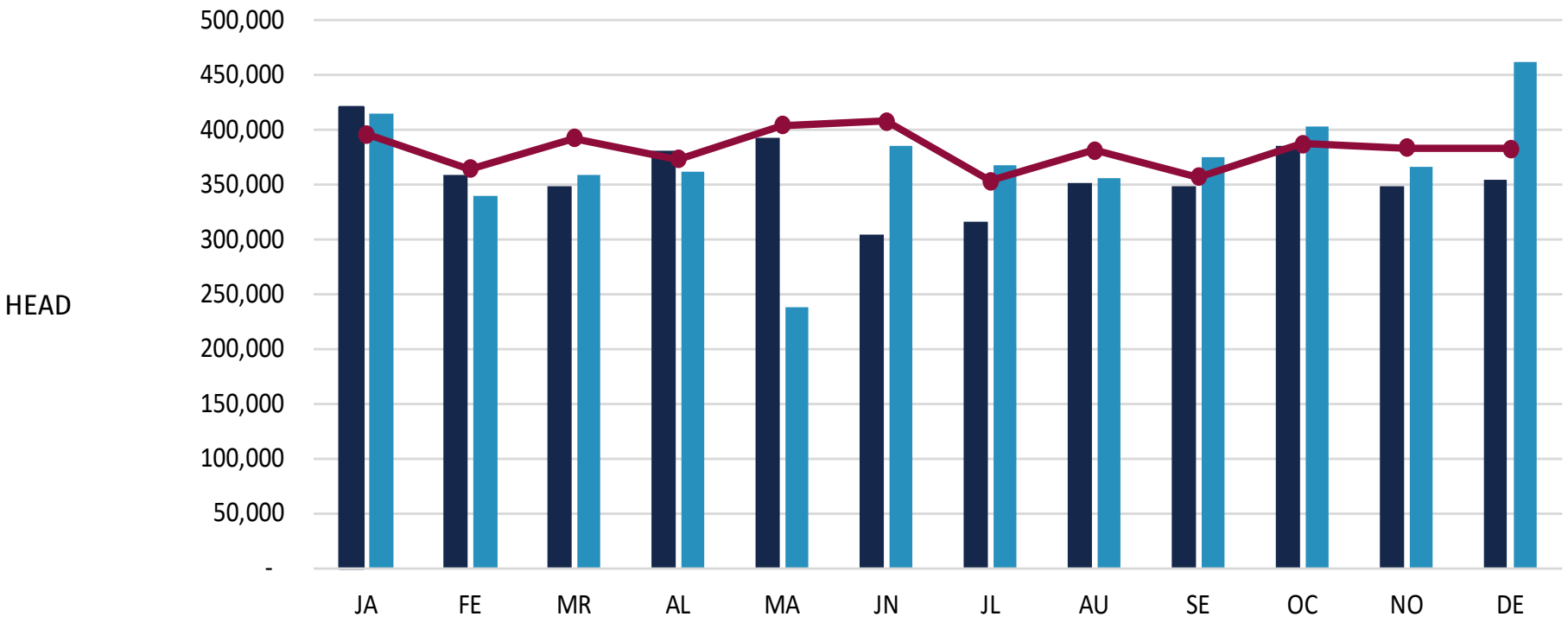

Source: AAFC

2019

2020

2015-2019 Average

SLAUGHTER HOGS TO THE USA

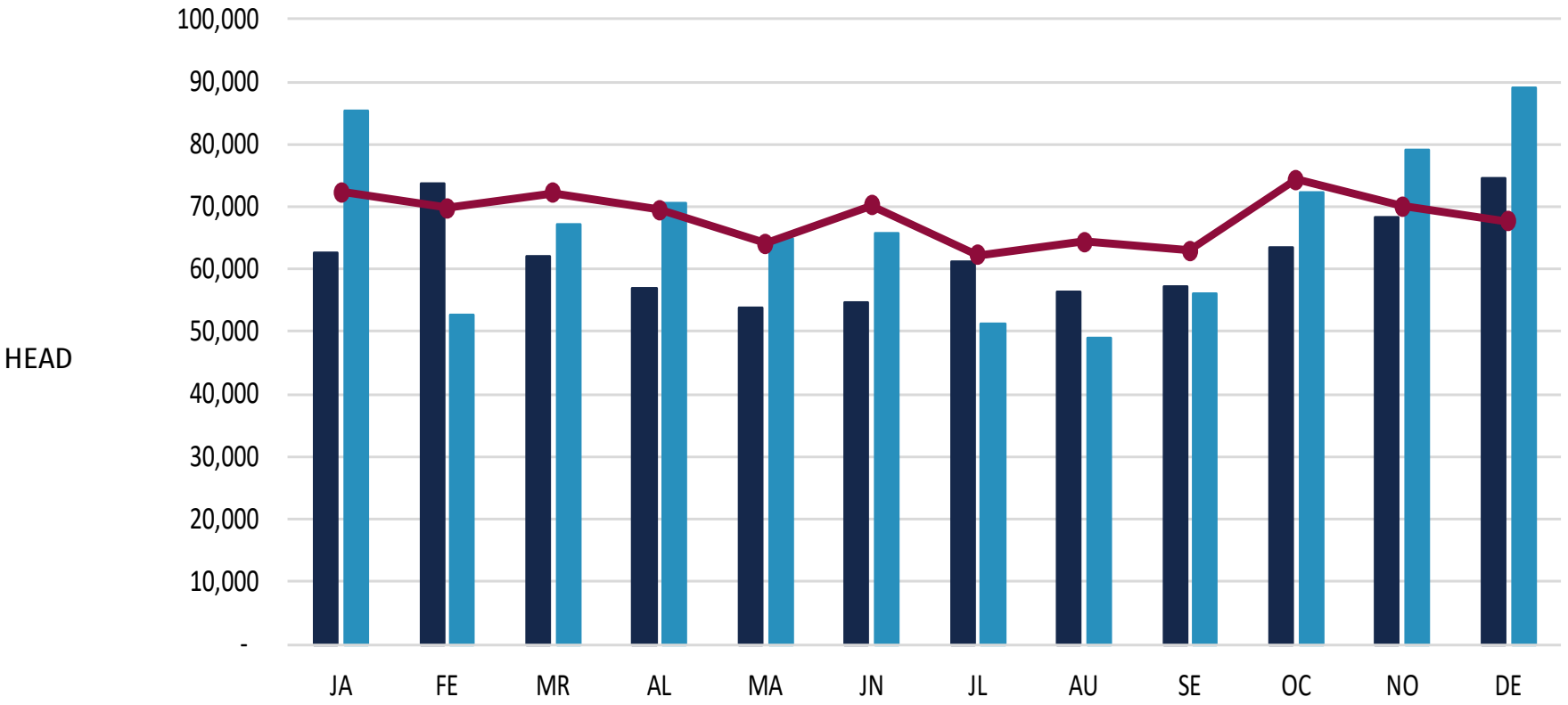

Source: AAFC

2019

2020

2015-2019 Average

LIVE TRADE

	Feeder Pigs				Slaughter Hogs			
	2019	2020	% change	2015-2019 Average	2019	2020	% change	2015-2019 Average
JA	420,271	415,535	-1.13	396,396	62,711	85,219	35.89	72,412
FE	358,550	339,590	-5.29	364,723	73,768	52,587	-28.71	69,760
MR	348,098	359,669	3.32	392,281	62,161	67,039	7.85	72,169
AL	381,037	362,171	-4.95	373,651	56,965	70,587	23.91	69,496
MA	392,620	238,723	-39.20	403,963	53,922	64,789	20.15	64,106
JN	304,404	385,761	26.73	407,641	54,573	65,762	20.50	70,164
JL	315,922	367,602	16.36	353,640	61,239	51,383	-16.09	62,304
AU	351,921	356,317	1.25	381,664	56,368	49,000	-13.07	64,332
SE	348,446	374,932	7.60	357,252	57,229	56,154	-1.88	62,974
OC	386,207	402,886	4.32	387,591	63,490	72,257	13.81	74,370
NO	349,217	366,641	4.99	384,029	68,303	79,083	15.78	70,056
DE	355,056	461,872	30.08	383,100	74,665	89,011	19.21	67,669
Total	**4,311,749**	**4,431,699**		**4,585,931**	**745,394**	**802,871**		**819,812**

PROVINCIAL DATA

Some provincial figures have been revised.

SASKATCHEWAN

EXPORT DATA

MONTHLY EXPORTS BY PRODUCT

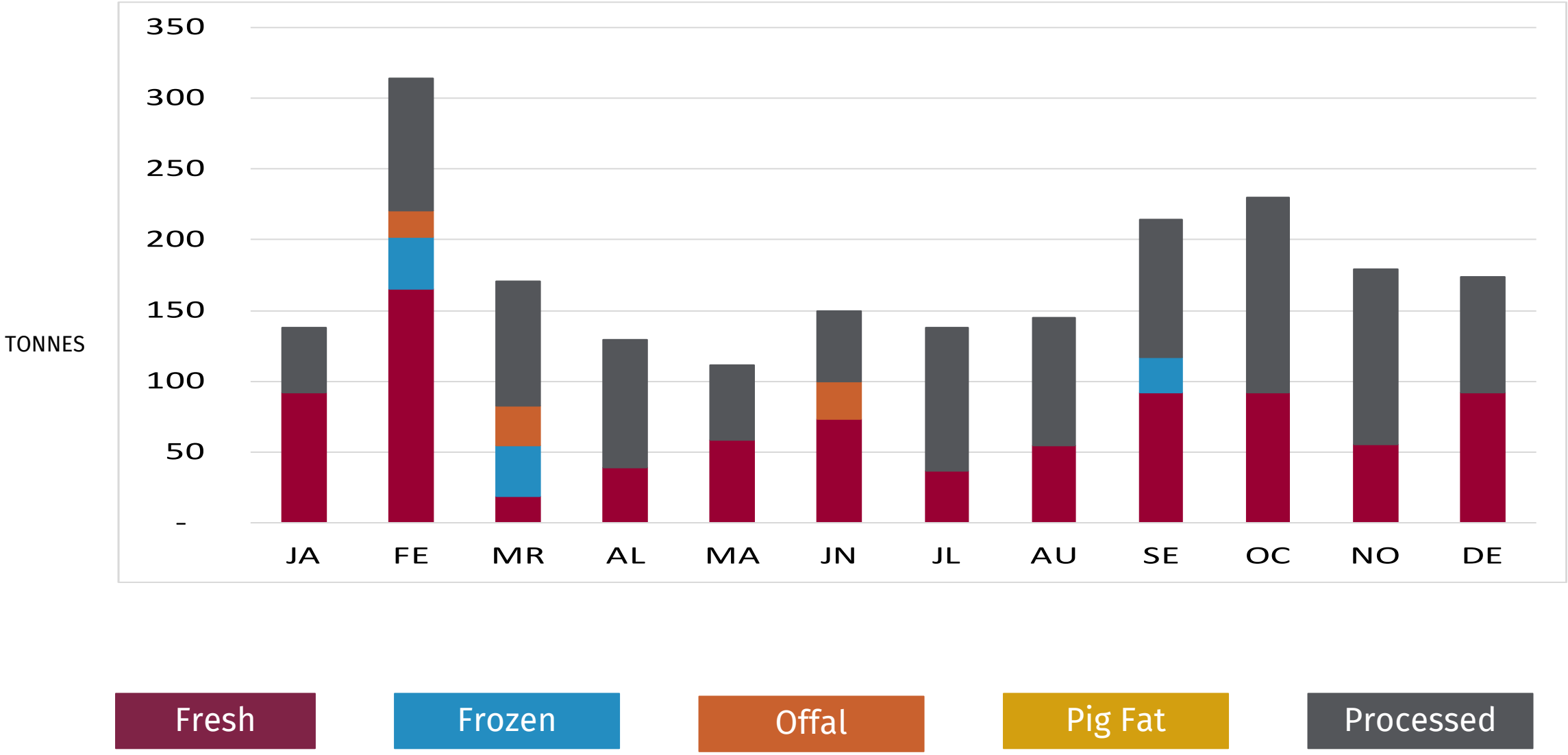

MONTHLY EXPORTS BY MARKET

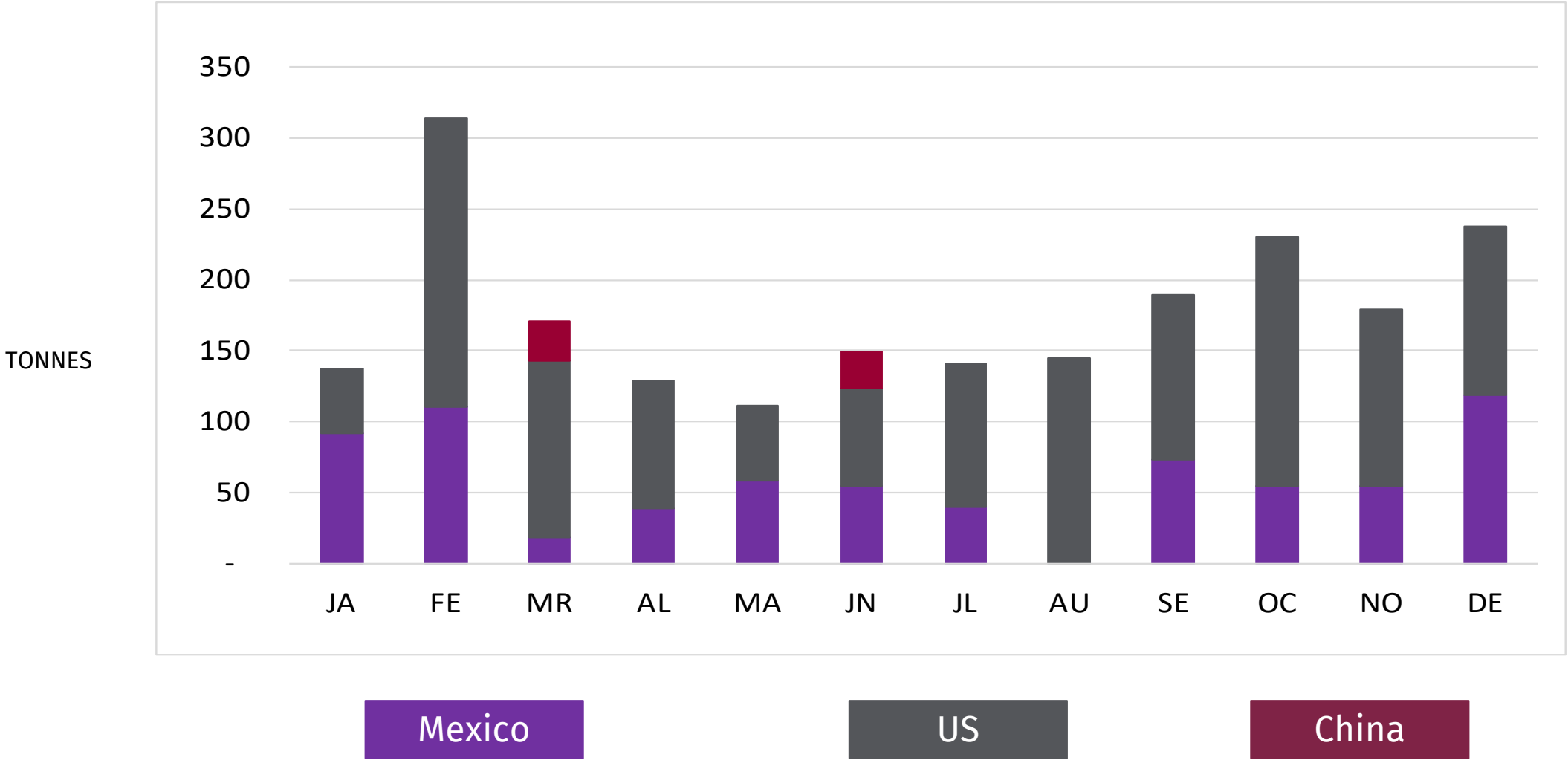

December							
Value by Product				Volume by Product (tonnes)			
	2019 YTD	2020 YTD	% change		2019	2020	% change
Fresh	4,300,762	1,742,300	-59.5	Fresh	2,006	91	-95.5
Frozen	1,289,243	346,766	-73.1	Frozen	529		
Offal	326,308	151,655	-53.5	Offal	210		
Pig Fat	54,785			Pig Fat	44		
Processed	9,279,469	11,304,043	21.8	Processed	932	82	-91.2
Total	**15,250,567**	**13,544,764**	**-12.6**	**Total**	**3,721**	**173**	**-2050.9**
Value by Export Market				Volume by Export Market (tonnes)			
	2019 YTD	2020 YTD	% change		2019	2020	% change
Mexico	4,331,025	1,033,172	-76.1	Mexico	2,082	55	-97.4
US	10,045,970	12,316,292	22.6	US	1,191	118	-90.1
China	380,922	109,256	-71.3	China	182		
Philippines				Philippines			

This report is produced by Phyllis MacCallum, Sector Analyst with the Canadian Pork Council, with the collaboration of Canada Pork International on behalf of Canadian hog producers.

For more information:

PHYLLIS MACCALLUM | SECTOR ANALYST

Canadian Pork Council

900 - 220 Laurier Ave. W Ottawa, On K1P 5Z9

T: (613)-236-9239 ext.265 C: (613)-676-2885

maccallum@cpc-ccp.com