RADE REPORT

thly report of Canadian pork
rts, imports of pork and live
e

2021

Canadian Pork Council
Conseil canadien du porc

EXPORTS

CANADIAN PORK EXPORTS

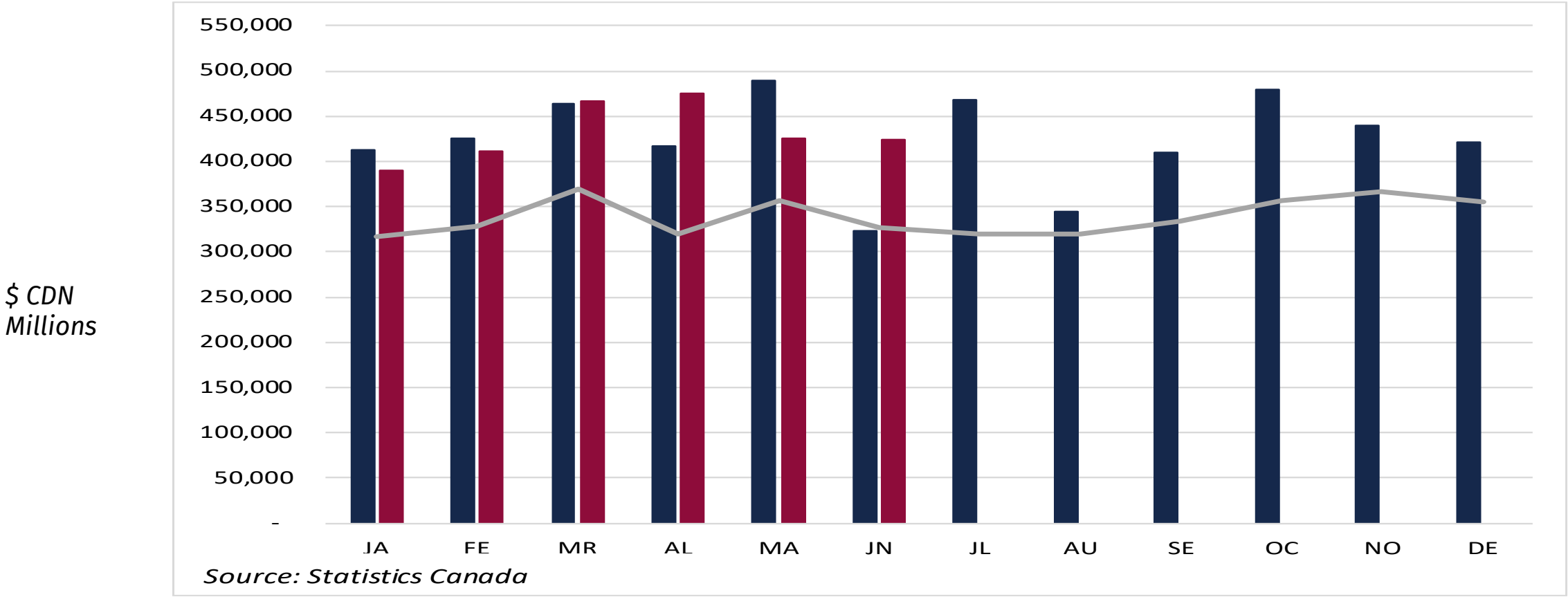

2020

2021

2016-2020 Average

MONTHLY PORK EXPORTS

Exports	Millions ($)				Tonnes			
	2020	2021	% change	2016-2020 Average	2020	2021	% change	2016-2020 Average
JA	413,295	390,469	-5.52	316,677	114,969	119,894	4.28	100,243
FE	425,817	410,681	-3.55	328,077	123,873	124,126	0.20	106,706
MR	463,450	466,741	0.71	369,036	133,051	140,038	5.25	118,319
AL	417,524	474,566	13.66	319,756	121,875	133,801	9.79	104,080
MA	489,164	425,338	-13.05	356,661	136,967	118,355	-13.59	112,217
JN	322,790	424,390	31.48	327,088	96,945	116,338	20.00	101,883
JL	467,790		-100.00	319,953	145,857		-100.00	99,113
AU	343,884		-100.00	319,270	102,631		-100.00	98,362
SE	409,195		-100.00	334,234	124,068		-100.00	106,557
OC	478,983		-100.00	357,221	132,510		-100.00	110,513
NO	439,405		-100.00	366,506	126,047		-100.00	114,164
DE	421,403		-100.00	355,431	129,323		-100.00	112,129
Total	**5,092,700**	**2,592,185**		**4,069,910**	**1,488,116**	**752,552**		**1,284,286**

EXPORTS

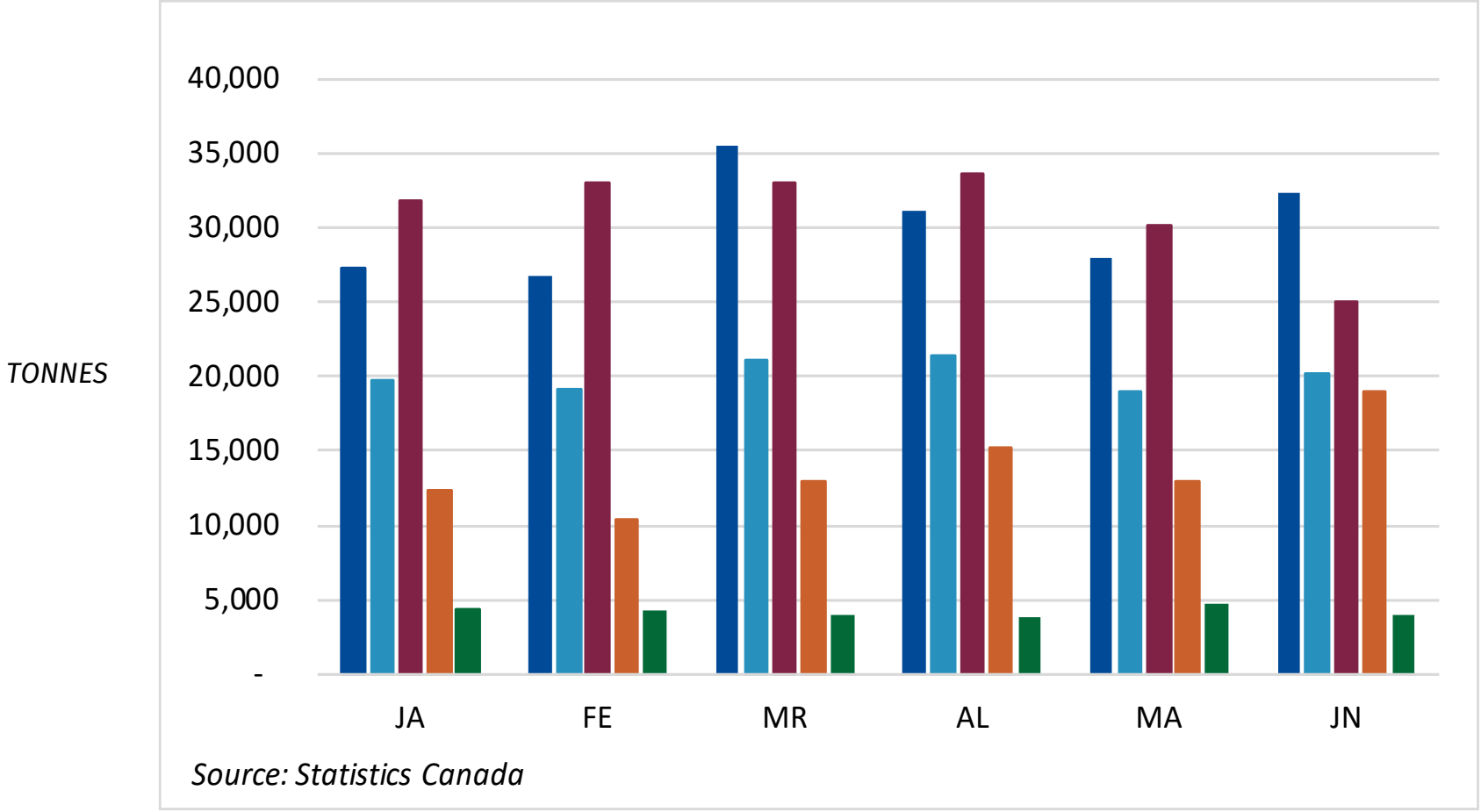

Top 5 2021

01 CHINA

02 UNITED STATES

03 JAPAN

04 MEXICO

05 SOUTH KOREA

TOP 10 PORK MARKETS

	Tonnes						'000 CDN $					
	Fresh	Frozen	Offal	Pig Fat	Processed	Total	Fresh	Frozen	Offal	Pig Fat	Processed	Total
US	100,056	20,121	14,633	19,462	26,932	**181,204**	453,213	78,663	32,553	27,440	171,367	**763,236**
	32%	38%	98%	74%	16%	41%	42%	45%	136%	119%	40%	46%
Japan	86,838	17,024	2,083	9,968	4,704	**120,617**	494,080	83,922	7,167	20,714	19,506	**625,389**
	16%	-6%	-10%	-11%	38%	379%	5%	-9%	-3%	-40%	83%	1%
China / H. Kong	4,012	170,029	12,065	3,751	121	**189,978**	17,167	511,176	33,886	7,574	645	**570,448**
	154%	-37%	-71%	-3%	-78%	-40%	171%	-33%	-67%	7%	-67%	-35%
Mexico	46,160	9,935	12,613	7,926	5,361	**81,995**	105,896	26,809	24,260	7,978	13,800	**178,743**
	76%	128%	21%	77%	69%	69%	150%	239%	68%	124%	70%	134%
Philippines	952	66,889	14,327	4,995	50	**87,213**	2,453	168,683	29,762	7,417	603	**208,918**
	368%	470%	301%	216%	-73%	405%	243%	413%	438%	172%	294%	397%
Total Top 5	238,018	283,998	55,721	46,102	37,168	**661,007**	1,072,809	869,253	127,628	71,123	205,921	**2,346,734**
	33%	2%	-7%	48%	49%	85%	27%	2%	-4%	20%	44%	15%
Total Top 10	244,088	330,100	66,130	47,787	37,442	**725,548**	1,106,252	985,043	151,848	74,084	207,465	**2,524,692**
	34%	11%	2%	43%	47%	86%	27%	8%	6%	16%	44%	18%
All Countries	**245,230**	**346,254**	**69,346**	**48,986**	**42,734**	**752,550**	**1,110,397**	**1,024,071**	**158,710**	**75,868**	**223,137**	**2,592,183**
	17%	**-6%**	**-8%**	**28%**	**22%**	**4%**	**10%**	**-7%**	**2%**	**6%**	**17%**	**3%**

Top 10 Countries

US
Japan
China / Hong Kong
Mexico
South Korea
Philippines
Viet Nam
Taiwan
Colombia
Australia

IMPORTS

CANADIAN PORK IMPORTS

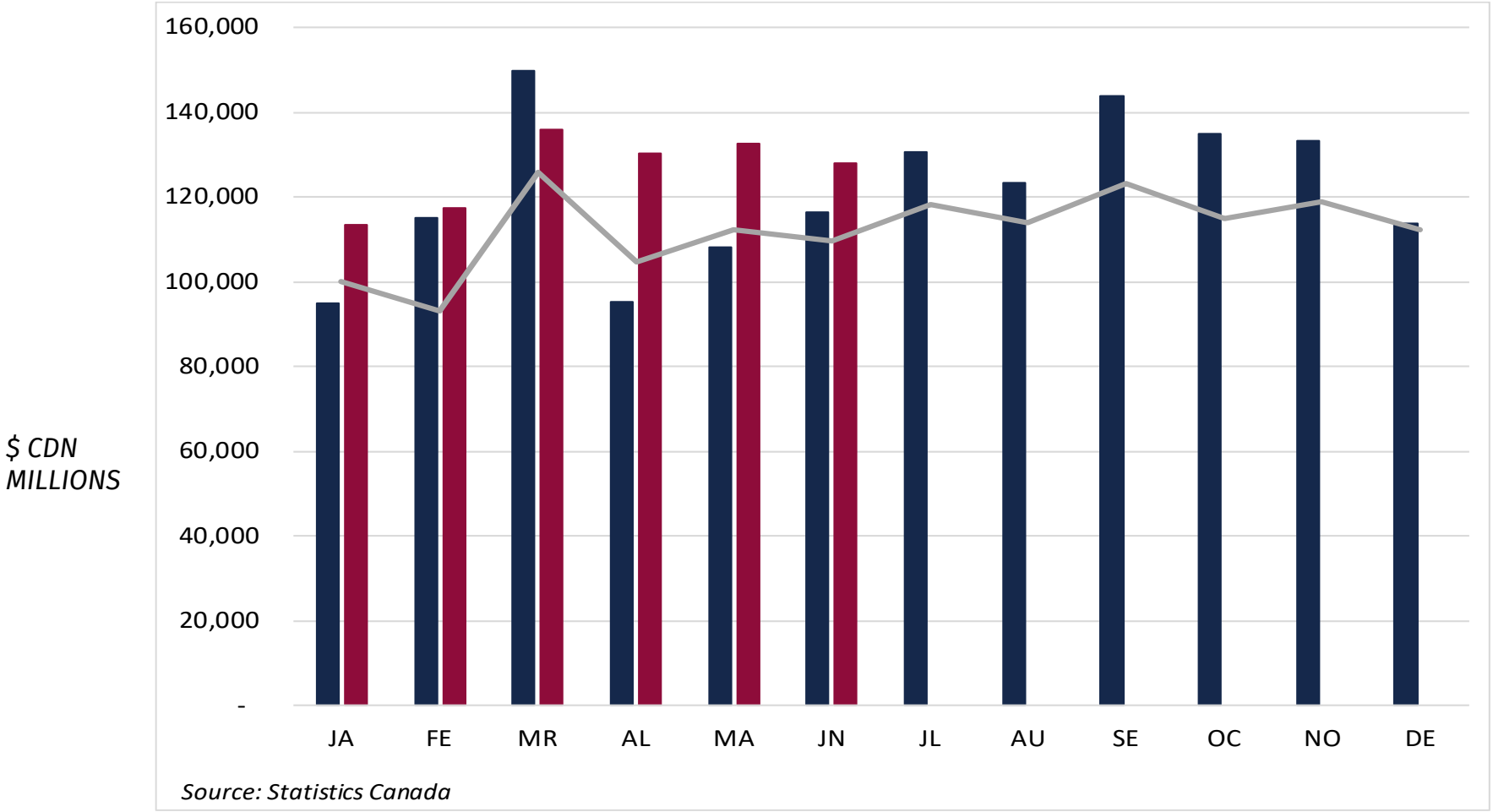

2020

2021

2016-2020 Average

MONTHLY PORK IMPORTS

Imports	Millions ($)				Tonnes			
	2020	2021	% change	2016-2020 Average	2020	2021	% change	2016-2020 Average
JA	95,108	113,538	19.38	100,095	18,985	22,836	20.28	17,297
FE	115,078	117,337	1.96	93,207	22,131	20,966	-5.26	17,281
MR	149,821	135,890	-9.30	125,778	26,660	23,022	-13.65	22,135
AL	95,372	130,351	36.68	104,859	17,930	20,043	11.78	18,333
MA	108,138	132,619	22.64	112,454	17,673	19,700	11.47	18,257
JN	116,334	127,980	10.01	109,812	20,018	18,047	-9.85	17,633
JL	130,697	-	-100.00	118,327	24,165	-	-100.00	19,092
AU	123,243	-	-100.00	114,090	22,945	-	-100.00	19,155
SE	143,897	-	-100.00	123,197	27,207	-	-100.00	21,382
OC	135,042	-	-100.00	114,868	22,319	-	-100.00	19,209
NO	133,387	-	-100.00	119,011	22,131	-	-100.00	20,538
DE	113,690	-	-100.00	112,237	19,123	-	-100.00	19,222
Total	**1,459,807**	**757,715**		**1,347,935**	**261,287**	**124,614**		**229,534**

2021 PORK IMPORTS

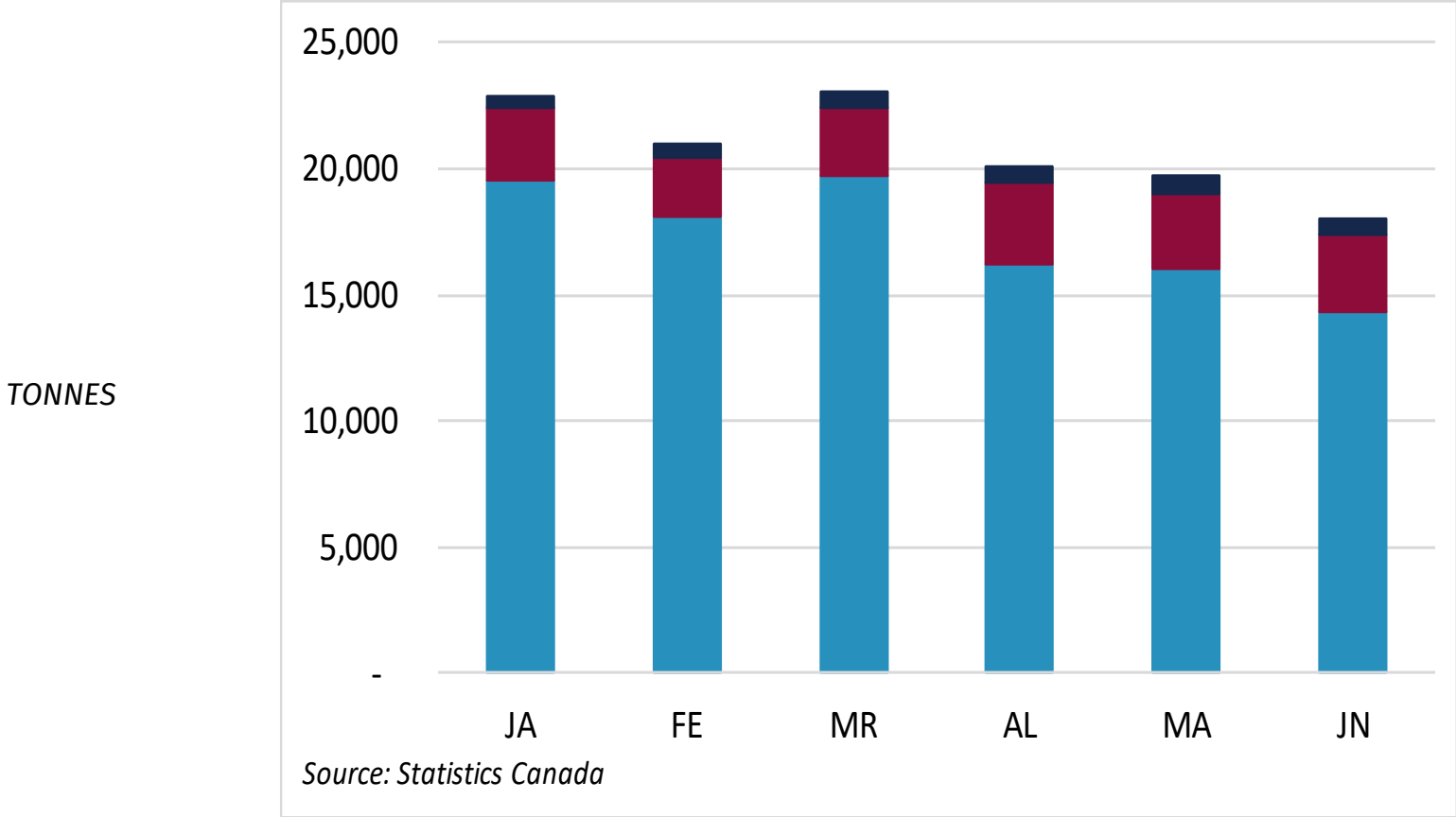

United States

European Union

Others

LIVE TRADE

FEEDER PIGS TO THE USA

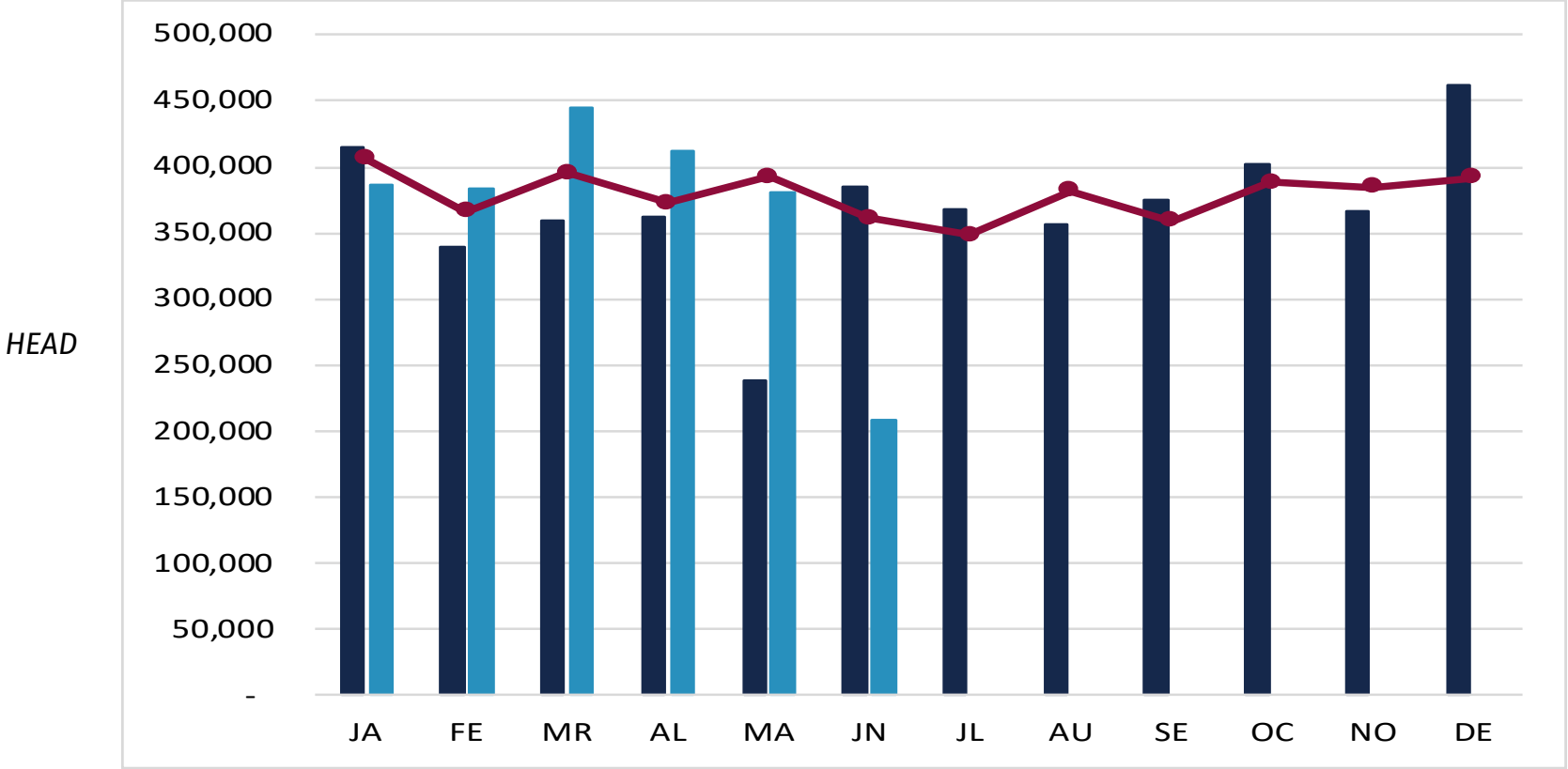

2019

2020

2016-2020 Average

SLAUGHTER HOGS TO THE USA

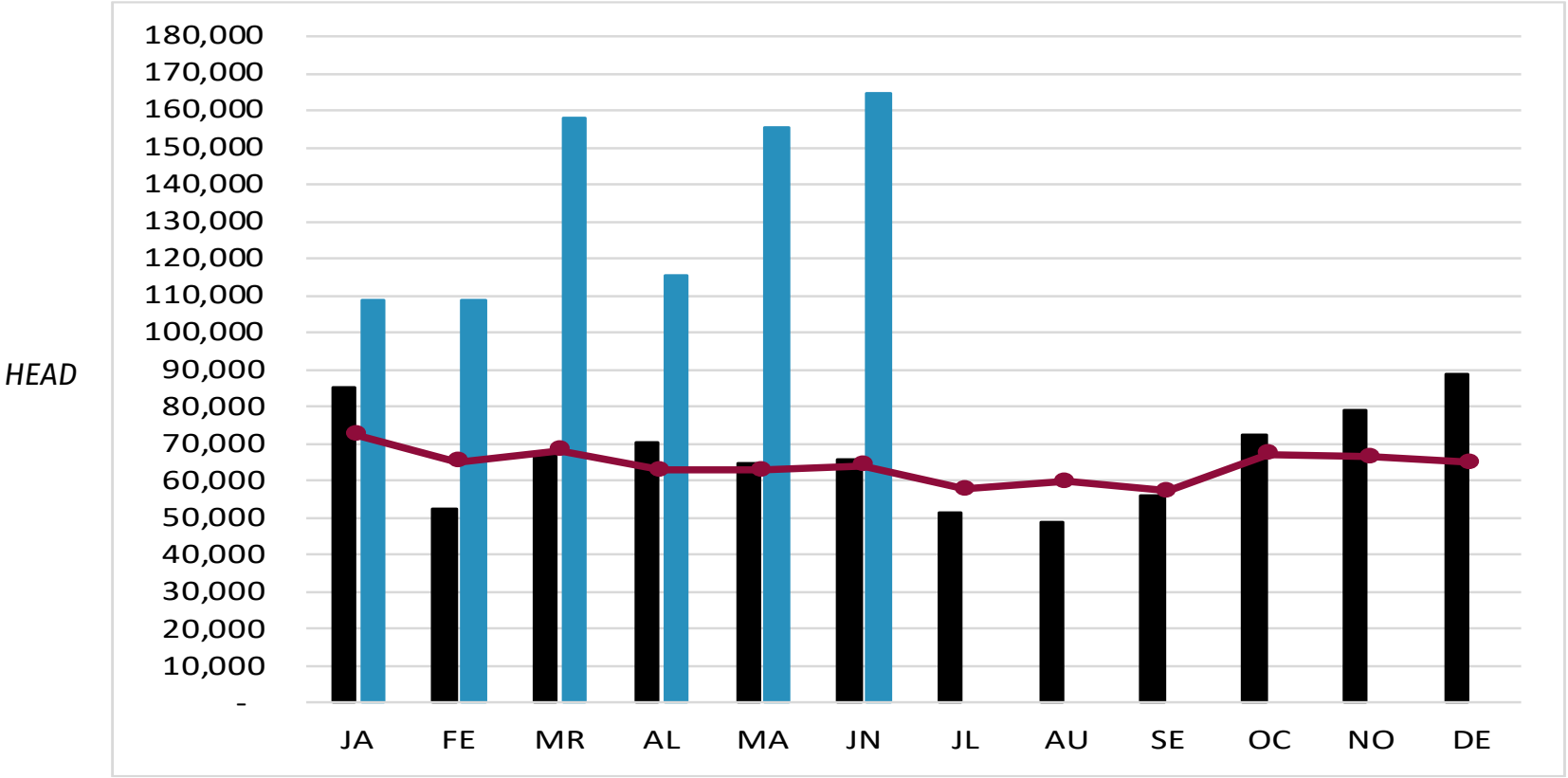

2019

2020

2016-2020 Average

LIVE TRADE

	Feeder Pigs				Slaughter Hogs			
	2020	2021	% change	2016-2020 Average	2020	2021	% change	2016-2020 Average
JA	415,535	386,512	-6.98	406,378	85,219	108,859	27.74	72,268
FE	339,590	383,073	12.80	366,531	52,587	108,824	106.94	65,201
MR	359,669	445,240	23.79	395,489	67,039	158,075	135.80	68,371
AL	362,171	412,582	13.92	372,386	70,587	115,712	63.93	62,992
MA	238,723	380,634	59.45	392,904	64,789	155,320	139.73	62,781
JN	385,761	207,896	-46.11	361,327	65,762	164,880	150.72	64,243
JL	367,602	-	-100.00	348,761	51,383	-	-100.00	57,759
AU	356,317	-	-100.00	381,694	49,000	-	-100.00	59,713
SE	374,932	-	-100.00	359,395	56,154	-	-100.00	57,324
OC	402,886	-	-100.00	388,065	72,257	-	-100.00	67,271
NO	366,641	-	-100.00	384,498	79,083	-	-100.00	66,483
DE	461,872	-	-100.00	391,873	89,011	-	-100.00	64,815
Total	**4,431,699**	**2,215,937**		**4,549,301**	**802,871**	**811,670**		**769,221**

PROVINCIAL DATA

Provincial data will be provided quarterly.

MANITOBA

EXPORT DATA

MONTHLY EXPORTS BY PRODUCT

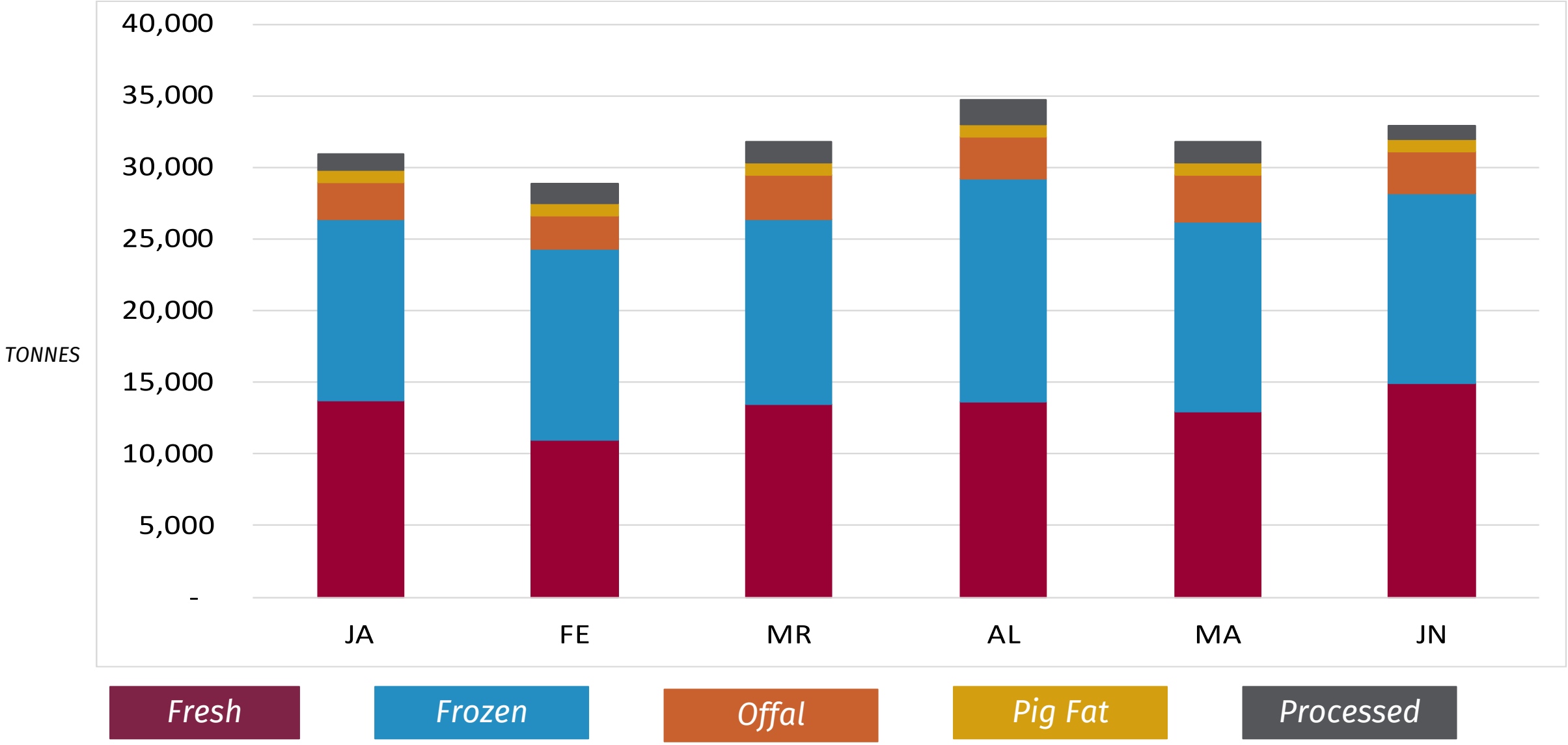

MONTHLY EXPORTS BY MARKET

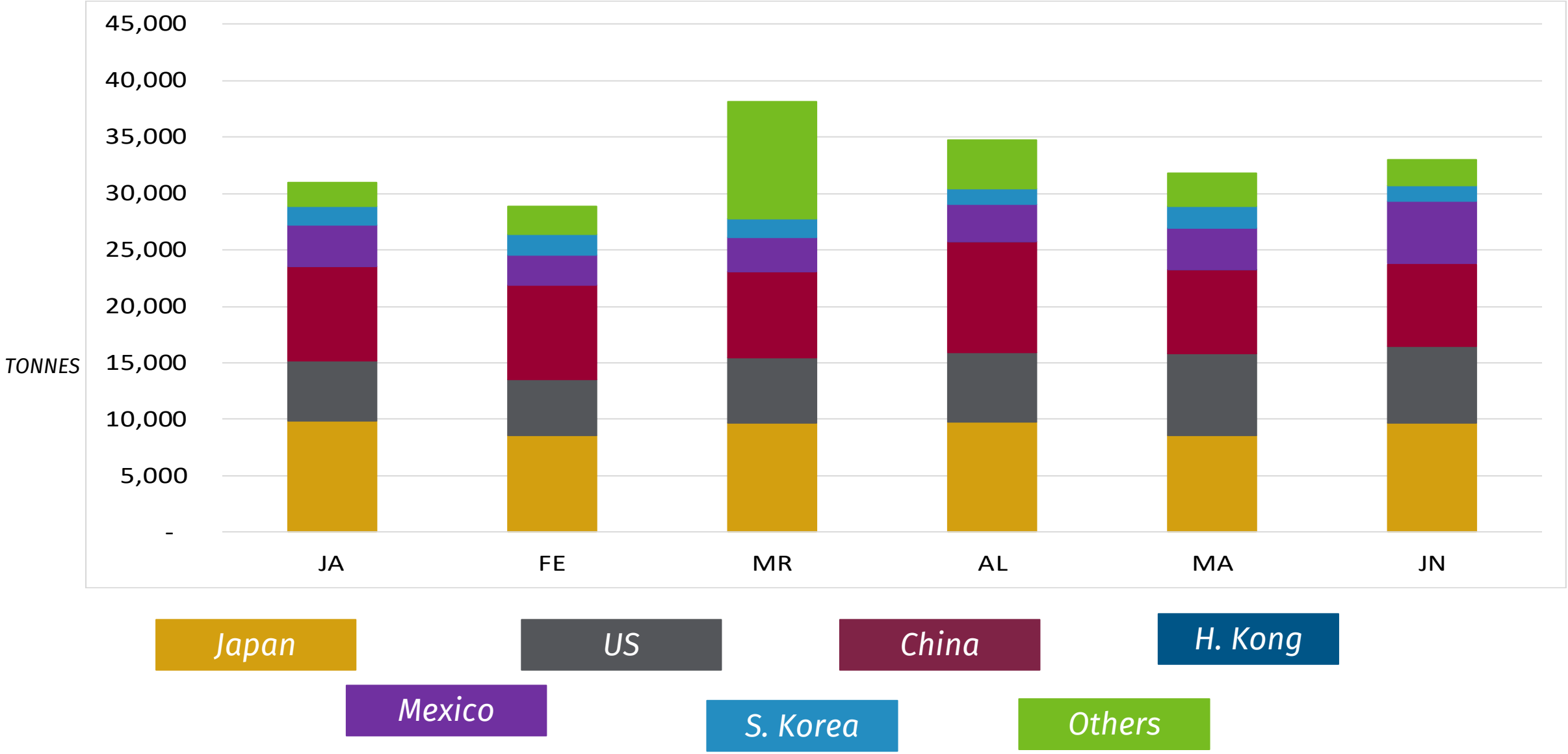

June							
Value by Product (CDN$)				Volume by Product (tonnes)			
	2020 YTD	2021 YTD	% change		2020	2021	% change
Fresh	398,228,627	315,926,883	-21%	Fresh	13,498	14,905	10%
Frozen	285,306,971	269,716,079	-5%	Frozen	13,266	13,312	0%
Offal	52,691,889	39,775,336	-25%	Offal	4,059	2,870	-29%
Pig Fat	9,998,210	7,960,652	-20%	Pig Fat	872	931	7%
Processed	47,364,900	54,376,716	15%	Processed	1,282	938	-27%
Total	**793,590,597**	**687,755,666**	**-13%**	**Total**	**32,977**	**32,956**	**0%**

Value by Export Market (CDN $)				Volume by Export Market (tonnes)			
	2020 YTD	2021 YTD	% change		2020	2021	% change
Japan	353,829,044	287,321,350	-19%	Japan	9,904	9,704	-2%
US	117,680,886	171,716,887	46%	US	5,480	6,742	23%
China	240,860,931	152,067,261	-37%	China	12,193	7,301	-40%
H. Kong	396,322	568,508	43%	H. Kong	31	31	0%
Mexico	30,945,488	45,477,010	47%	Mexico	3,217	5,552	73%
S. Korea	25,545,913	38,252,360	50%	S. Korea	745	1,389	86%

This report is produced by Phyllis MacCallum, Sector Analyst with the Canadian Pork Council, with the collaboration of Canada Pork International on behalf of Canadian hog producers.

For more information:

PHYLLIS MACCALLUM | SECTOR ANALYST

Canadian Pork Council

900 - 220 Laurier Ave. W Ottawa, On K1P 5Z9

T: (613)-236-9239 ext.265 C: (613)-676-2885

maccallum@cpc-ccp.com