






IN THIS MODULE

- 6.1 Pest Management
- 6.2 Domesticated Animals
- 6.3 Dead Stock Removal

Section 6.1

Pest Management

REFERENCED IN THIS SECTION:

Number/ Identifier	Name	Importance
	STANDARD OPERATING PROCEDURES	
6.1.1	Pest Management – Exterminator	Mandatory
6.1.2	Pest Management – In-House	
	RECORDS	
–	Exterminator Report	Mandatory, if applicable
R-2	Incident Report	Mandatory
R-4	Monitoring Record	
R-E	Inspection Checklist	Highly recommended
R-J	Traps and Bait Network Map	
R-K	Pest Activity Record	
	FACT SHEET	
F-7	Rodent and Pest Control	–

SECTION 6.1

PEST MANAGEMENT

REQUIREMENTS

1. A Pest Management SOP for the control of rodents and birds, implemented either by a licensed exterminator (SOP 6.1.1) or performed in-house (SOP 6.1.2), must be developed and adequately implemented on-farm and in the on-farm feed mill. This SOP must include:
 - a. A list of all chemical products used on-farm.
 - i. All products used must be licensed and approved for use where food-producing animals are raised and housed.
 - b. The frequency of pest-activity monitoring.
 - c. The type of traps and bait stations being used.
 - d. The measures being used to prevent birds and other wild life from accessing any area of the barn(s), feed mill and feed storage areas.
2. If the Pest Management SOP is implemented by a licensed exterminator (SOP 6.1.1) it must be adequately implemented and must also include:
 - a. the exterminator's contact information; and
 - b. their recommended actions for extermination and the corrective actions to take if the situation remains unsatisfactory.

For your convenience, templates for the SOPs listed above have been developed for you to use.

RATIONALE

- a. The implementation of a Pest Management SOP helps prevent the introduction and propagation of rodents, birds, insects and other wild life (e.g. raccoons, skunks) on the farm and in the on-farm feed mill.
- b. Rodents are a major disease transmission vector for pigs. Rodents can actively shed salmonellosis, erysipelas and colibacillosis.

GUIDANCE

1. Rodent Control

- a. Do not wait until you see signs of rodents to start a control program. By the time you see rodent feces, tracks, or the rodents themselves, a problem already exists.
- b. Cats and dogs are an unacceptable way of controlling rodents in and around the barns.
- c. Keep rodenticides out of reach of pigs. If accidental exposure does occur, ask a veterinarian or other qualified professional to address withdrawal times and any other potential health concerns.
- d. Maintain a one-metre perimeter of gravel or keep grass and weeds trimmed around the barn, and never allow grass to grow higher than 20 cm.
- e. Regularly sweep up any spilled feed around mills and storage bins.
- f. Regularly eliminate any trash, equipment, hay, straw or other objects that may be found around the outside of the barn or near the walls. These provide an attractive area for rodents to hide in and gain access to barns.

- g. Place traps or bait stations in several locations along the outside wall of the barn. Place these in areas where rodents or signs of rodents have been seen. Mice and rats prefer to travel along walls and edges.
- h. Check traps and bait stations regularly, refill bait and remove any dead rodents. Dispose of the rodents outside of your production facilities. The frequency of these inspections will depend on the manufacturer's recommendations for the bait you are using and the severity of the rodent infestation. Baits and traps should be positioned accordingly.
- i. While mice are very curious and will investigate new objects quickly, rats are less adventurous and it may be several days after the placement of a trap or bait station before there is evidence of activity.
- j. The Site Manager should monitor bait consumption. Increased bait consumption may indicate a growing rodent population in or around the barn.
- k. Pests (mice, rats, raccoons, skunks), birds and flies may be actively infected carriers or mechanical carriers of disease.
- l. It is recommended that the bait station be checked
 - i. at least once a month during peak season (May to November) and
 - ii. at least every two months during low season (December to April).
- m. When an in-house pest management program is implemented on-farm, the following is highly recommended:
 - i. Use record R-J Traps and Baits Network Map to identify where traps and baits are located inside and outside the barn(s).
 - ii. Use record R-K Pest Activity to monitor pest activity.

2. Bird Control

- a. Starlings have been identified as carriers of transmissible gastroenteritis (TGE) and swine dysentery.
- b. Spilled feed should be cleaned up immediately.
- c. Screens are an option to prevent birds from accessing the production area and feed bins.
- d. Open feeders, bins and carts should be covered, when bird's access cannot be prevented.

3. Insect Control

- a. Flies can travel up to 1.5 km between farms and can be carriers of viruses, bacteria and diseases.
- b. The first step in controlling flies and other insects is proper sanitation. Places that can be used for fly reproduction include wet areas, manure and old bedding, and areas where feed has been spilled and not cleaned up.
- c. If possible, set fly traps, such as fly paper. Place them in old bleach-style bottles that have hole cut in the side, or in a similar type of trap. Flies that die in this trap should be disposed of in a trash bin. Female flies may still contain viable eggs after death. If flies are swept into the manure pit, these eggs may have an opportunity to hatch. Talk to a pest control company or an entomologist at your provincial department of agriculture for more information. Always read pesticide labels carefully and use only as directed.
- d. Birds and insects, when looking for feed, can live in close contact with pigs and may release contaminated material, both in their feces and by mechanical transfer. They are involved in widespread disease transmission in pigs.

① AUDIT QUESTIONS AND INTERPRETATIONS

Q#	Audit Questions and Interpretations	Verification			
		Compliant	NC-Minor	NC-Major	N/A
Q6.1.1	<p>a. Verify that a Pest Management SOP for the control of rodents and birds (whether completed by a licensed exterminator (SOP 6.1.1) or in-house (SOP 6.1.2)) has been developed and includes the PigSAFE-required elements.</p> <p>b. Verify that the Pest Management SOP for the control of rodents and birds (whether completed by a licensed exterminator (SOP 6.1.1) or in-house (SOP 6.1.2)) is adequately implemented on-farm and in the on-farm feed mill.</p> <p>If pigs have access to the outdoors, go to section 10.2 to complete this question.</p>	<p>Full and Partial Validation:</p> <ul style="list-style-type: none"> ➤ SOP 6.1.1: Pest Management – With an Exterminator ➤ SOP 6.1.2: Pest Management – In-House ➤ observation (during full validation) ➤ interview 			
	a. Has a Pest Management SOP for the control of rodents and birds (whether completed by a licensed exterminator (SOP 6.1.1) or in-house (SOP 6.1.2)) been developed and does it include the PigSAFE-required elements?	<input type="checkbox"/>	<input type="checkbox"/>	<input type="checkbox"/>	<input checked="" type="checkbox"/>
	b. Has the Pest Management SOP (whether completed by a licensed exterminator (SOP 6.1.1) or in-house (SOP 6.1.2)) been adequately implemented on-farm?	<input type="checkbox"/>	<input checked="" type="checkbox"/>	<input type="checkbox"/>	<input checked="" type="checkbox"/>
	c. Has the Pest Management SOP (whether completed by a licensed exterminator (SOP 6.1.1) or in-house (SOP 6.1.2)) been adequately implemented in the on-farm feed mill?	<input type="checkbox"/>	<input checked="" type="checkbox"/>	<input type="checkbox"/>	<input type="checkbox"/>
Q6.1.2	<p>If the Pest Management SOP is implemented by a licensed exterminator (SOP 6.1.1), verify that it includes the PigSAFE-required elements:</p> <p>a. The exterminator’s contact information.</p> <p>b. Extermination recommendations to implement and the corrective actions to undertake should the situation be unsatisfactory.</p>	<p>Full and Partial Validation:</p> <ul style="list-style-type: none"> ➤ SOP 6.1.1: Pest Management – With an Exterminator or ➤ observation (during full validation) ➤ interview 			
	If the Pest Management SOP is implemented by a licensed exterminator (SOP 6.1.1), does it include the PigSAFE-required elements and is it adequately implemented?	<input type="checkbox"/>	<input type="checkbox"/>	<input type="checkbox"/>	<input type="checkbox"/>

N/A = not applicable; SOP = standard operating procedure



LEVELS OF COMPLIANCE – EXAMPLES

COMPLIANT

- › A Pest Management SOP (SOP 6.1.1 With a licensed exterminator or SOP 6.1.2 In-house) has been developed and adequately implemented on-farm and in the on-farm feed mill.

MINOR NON-COMPLIANCE **Timeline: 12 months**

- › The Pest Management SOP is not complete.
- › Some elements were not written down or are missing from the Pest Management SOP (whether completed by a licensed exterminator (SOP 6.1.1) or in-house (SOP 6.1.2)).

MAJOR NON-COMPLIANCE **Timeline: 60 days**

- › A Pest Management SOP has not been developed.
- › There is evidence that the Pest Management SOP has not been adequately implemented (whether completed by a licensed exterminator (SOP 6.1.1) or in-house (SOP 6.1.2)).

