




Section 5.2

Needles and Injections

REFERENCED IN THIS SECTION:

Number/ Identifier	Name	Importance
 STANDARD OPERATING PROCEDURE		
5.2	Needles and Injections	Mandatory
 RECORDS		
R-2	Incident Report	
R-4	Monitoring Record	Mandatory
R-B	Training Record	
 FACT SHEETS		
F-5	Needle Usage and Selection of Injection Site	
F-6	Needle-Free Injector	-

SECTION 5.2

NEEDLES AND INJECTIONS

REQUIREMENTS

- ★ 1. A Needles and Injections SOP (SOP 5.2) must be developed, and must include the following directives:
 - a. Personnel must be properly trained prior to being allowed to inject a pig.
 - b. If needles are used, only detectable needles must be used.
 - c. The injection of pigs of non-breeding age, whether done with a needle or needle-free injector, must be administered in the neck.
 - d. The hip is to be used as an injection site for vaccines and reproductive products only in pigs of breeding age.
 - e. All other injections must be administered according to veterinarian instructions.
 - f. Both the gauge and length of the needle must be adequate for the pigs' weight and the injection site.
 - g. Practices that reduce the risk of injection-site abscesses must be used:
 - i. Define a maximum dose per injection site, according to the product used.
 - ii. Use adequate restraints.
 - iii. Give the injection on clean skin.
 - iv. Change the needle if it becomes dull, burred or bent.
 - v. Ensure needles, needle-free injectors and medications are adequately stored.

- ★ 2. The Needles, Injections SOP (SOP 5.2) must be adequately implemented.

- ★ 3. Only detectable needles are used on site.

- ★ Requirements identified with a star are related to module 5.3 Risk Management of Broken Needles, which is a CCP.

For your convenience, a template for the Needles and Injections SOP (SOP 5.2) has been developed for you to use.

RATIONALE

- a. Proper use of needles, needle-free injectors and proper selection of injection sites will accomplish the following:
 - i. decrease the amount of needle breakage, thereby reducing the food-safety risk of having a broken needle fragment left in the meat
 - ii. reduce the presence of scars, tough gristle, abscesses and cysts at the injection site, which may not be detected until the consumer cuts into the meat. Micro abscesses, which can be caused by improper injection technique, can also contaminate the meat, increasing the food-safety risk.
- b. Using the hip for injecting breeding stock is allowed because it may improve worker safety.
- c. Injections are not administered into the hip of non-breeding stock because of the increased food-safety risk.

GUIDANCE

- a. The Needles and Injections SOP (SOP 5.2) outlines the appropriate needle size, injection site and technique for various sizes of pigs. Consult a licensed veterinarian for additional information.
- b. Examples of reproductive products include prostaglandin and oxytocin.
- c. When injecting a pig, the following techniques are recommended:
 - i. Use transfer needles; needles that have been used in a pig should never be returned to a medication bottle. Transfer needles reduce the risk of microorganisms from the injection site being transferred back into a bottle of medication.
 - ii. Give injections on clean skin and with clean needles to reduce the risk of infection.
 - iii. Administer intramuscular injections perpendicular (at right angles) to the skin. Injecting at an angle may place the drug in the fat under the skin rather than deep in the muscle.
 - iv. Alternate the injection sites for breeding stock receiving multiple injections.
 - v. Administer intramuscular injections with a needle or needle-free injector in the neck.
 - vi. When administering reproductive products with a needle, use the peri-vulvar injection site only in breeding-age pigs.
 - vii. Administer subcutaneous injections in the neck, flank, or in the tail fold.
 - viii. When abscesses or infections occur, it is recommended that these be recorded on the Observation Record (R-O).
- d. Develop a SOP for the cleaning and maintenance of syringes to reduce the risk of injection-site abscesses.
- e. For additional information on needle usage, injection sites, injections and needle-free injectors, Fact Sheets F-5 - Needle Usage and Selection of Injection Site and F-6 - Needle-Free Injector are available in the Fact Sheet section.

? AUDIT QUESTIONS

Q#	Audit Questions and Interpretations	Verification			
		Compliant	NC-Minor	NC-Major	N/A
Q5.2.1	Verify that a Needles and Injections SOP (SOP 5.2) has been developed and includes all the PigSAFE-required elements.	Full and Partial Validation: ➤ SOP 5.2: Needles and Injections			
	Is a Needles and Injections SOP (SOP 5.2) in place that includes all the PigSAFE-required elements?	<input type="checkbox"/>	<input type="checkbox"/>	<input type="checkbox"/>	<input type="checkbox"/>
Q5.2.2	Verify that the Needles and Injections SOP (SOP 5.2) is being adequately implemented. If treatments are given during the validation, the validator should observe whether personnel follow the SOP correctly.	Full and Partial Validation: ➤ observation (full validation only) ➤ interview			
	Has the Needles and Injections SOP (SOP 5.2) been adequately implemented?	<input type="checkbox"/>	<input checked="" type="checkbox"/>	<input type="checkbox"/>	<input type="checkbox"/>
Q5.2.3	Verify that only detectable needles are used on-farm.	Full and Partial Validation: ➤ observation (full validation only) ➤ interview			
	Are only detectable needles being used at this site?	<input type="checkbox"/>	<input checked="" type="checkbox"/>	<input type="checkbox"/>	<input type="checkbox"/>

N/A = not applicable; SOP = standard operating procedure



LEVELS OF COMPLIANCE – EXAMPLES

COMPLIANT

- › The Needles and Injections SOP (SOP 5.2) is complete and adequately implemented.

★ MINOR NON-COMPLIANCE *Timeline: 60 days*

- › Some elements are not written on the Needles and Injections SOP (SOP 5.2)

★ MAJOR NON-COMPLIANCE *Timeline: 30 days*

- › The Needles and Injections SOP (SOP 5.2) is not available.
- › Some SOP elements have not been implemented.
- › There is evidence that pigs of non-breeding age are being injected in sites other than the neck.
- › There is evidence that designated personnel have not been trained.
- › Non-detectable needles are found on-farm.