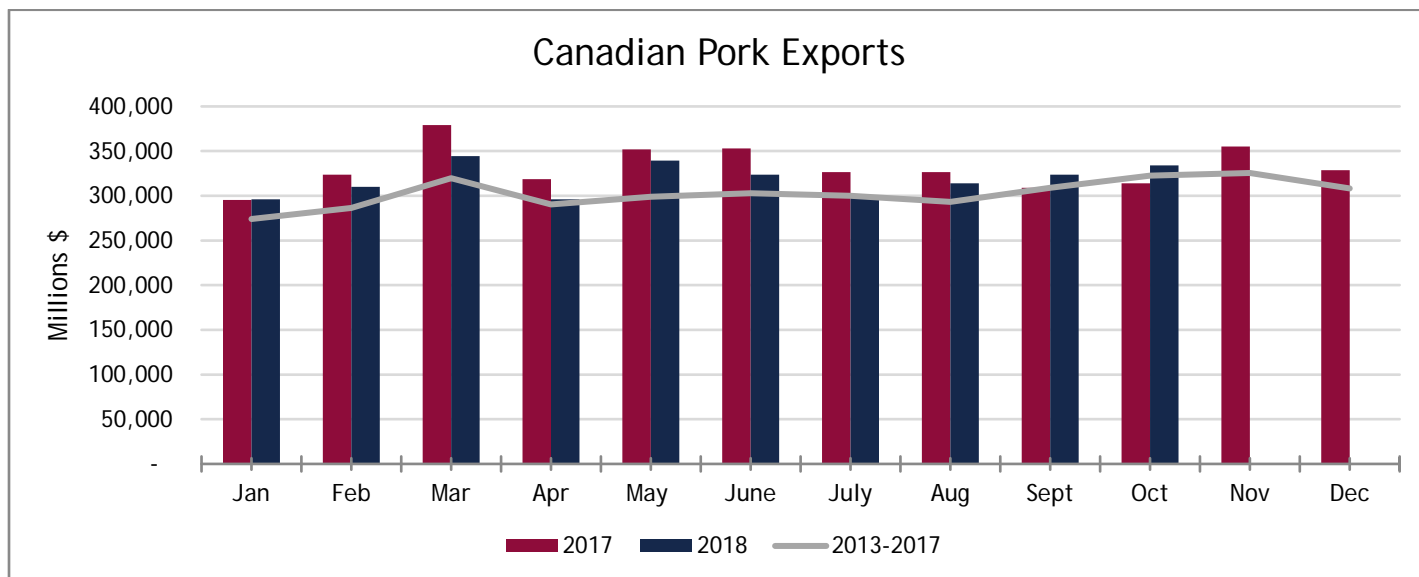




Canadian Pork Council
Conseil canadien du porc

TRADE REPORT - DECEMBER 2018

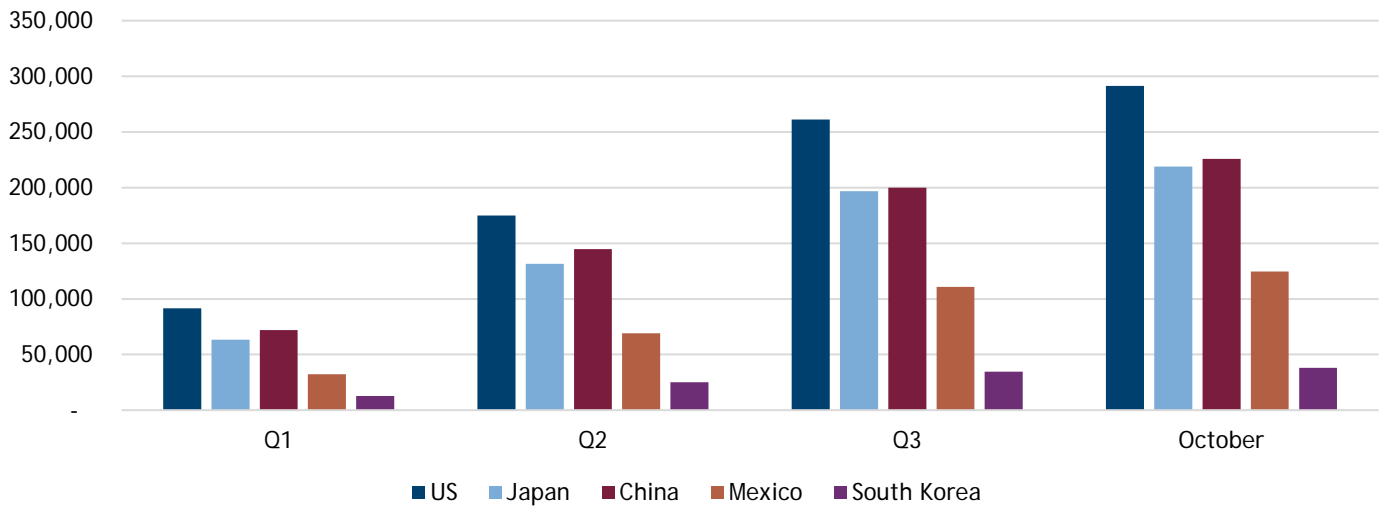
CANADIAN PORK EXPORTS



Monthly Pork Exports by Value & Volume

Exports	Millions (\$)				Tonnes			
	2017	2018	% change	2013-2017 Average	2017	2018	% change	2013-2017 Average
Jan	295,457	295,943	0.16	274,038	95,306	98,605	3.46	93,044
Feb	323,474	310,037	-4.15	286,549	104,933	103,880	-1.00	99,373
Mar	378,985	344,513	-9.10	319,565	126,627	111,469	-11.97	107,633
Apr	318,440	296,091	-7.02	290,157	103,160	100,441	-2.64	99,618
May	351,859	339,255	-3.58	299,001	112,379	116,132	3.34	100,991
June	353,057	323,687	-8.32	302,898	110,220	104,989	-4.75	98,159
July	326,472	300,274	-8.02	299,850	97,746	93,274	-4.58	94,343
Aug	326,524	313,916	-3.86	293,243	101,149	102,258	1.10	94,987
Sept	308,986	323,759	4.78	309,095	102,057	106,612	4.46	100,593
Oct	314,139	334,130	6.36	322,661	103,942	107,971	3.88	105,842
Nov	355,102			325,523	114,765			109,472
Dec	328,593			308,209	104,960			100,900
Total	3,981,088	3,181,605		3,630,791	1,277,244	1,045,631		1,204,955

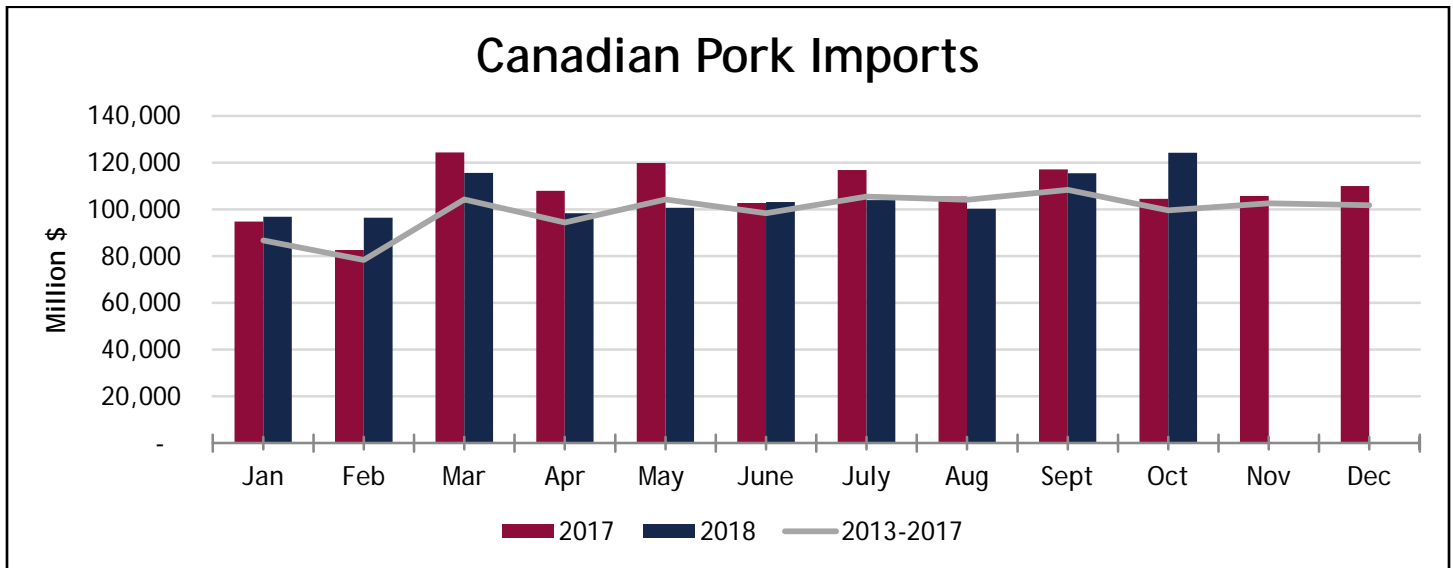
Monthly Exports to Top 5 Countries



2018 Top 10 Pork Markets - October								
	Tonnes				'000 CDN \$			
	Fresh	Frozen	Offal*	Total	Fresh	Frozen	Offal*	Total
US	173,975 -17%	37,753 9%	50,609 -21%	262,337 -15%	678,445 -20%	111,314 -1%	70,770 11%	860,529 -16%
Japan	141,990 10%	37,543 -7%	26,259 3%	205,792 6%	785,511 10%	159,652 -15%	57,641 8%	1,002,804 5%
China	1,543 20%	171,966 1%	50,126 -68%	223,635 -12%	2,220 23%	290,767 -7%	103,483 -34%	396,470 -16%
H. Kong	438 -33%	2,856 9%	1,931 -40%	5,225 -20%	2,418 -27%	6,516 10%	3,197 -45%	12,131 -20%
China / H. Kong	1,981 2%	174,822 1%	52,057 -40%	228,860 -13%	4,638 -10%	297,283 -6%	106,680 -34%	408,601 -16%
Mexico	69,724 25%	10,769 42%	37,485 11%	117,978 21%	120,737 25%	23,574 59%	42,370 -6%	186,681 24%
South Korea	8,850 44%	22,406 29%	6,918 -54%	38,174 -1%	51,433 21%	68,648 41%	13,349 56%	133,430 34%
Australia	190 0%	10,362 -24%	1,449 2%	12,001 -20%	747 0%	36,600 -27%	2,318 2%	39,665 -24%
Philippines	838 0%	35,376 25%	6,369 -12%	42,583 19%	2,067 0%	79,772 18%	8,993 -4%	90,832 17%
Taiwan	1,416 0%	26,799 2%	3,507 -31%	31,722 -1%	3,521 0%	60,389 -8%	6,291 -24%	70,201 -7%
Chile	352 0%	4,056 -54%	373 -80%	4,781 -56%	826 0%	10,102 -59%	574 -83%	11,502 -60%
Cuba	611 43%	1,640 -14%	163 -74%	2,414 -18%	1,897 49%	5,162 -17%	357 -67%	7,416 -13%
Total Top 10	399,927 -1%	361,526 3%	185,189 -16%	946,642 16%	1,649,822 -4%	852,496 -5%	309,343 -12%	2,811,661 -5%
All Countries	403,246 -18%	388,960 -19%	192,438 -19%	1,045,631 -19%	1,658,590 -20%	918,819 -25%	322,744 -19%	3,181,605 -21%

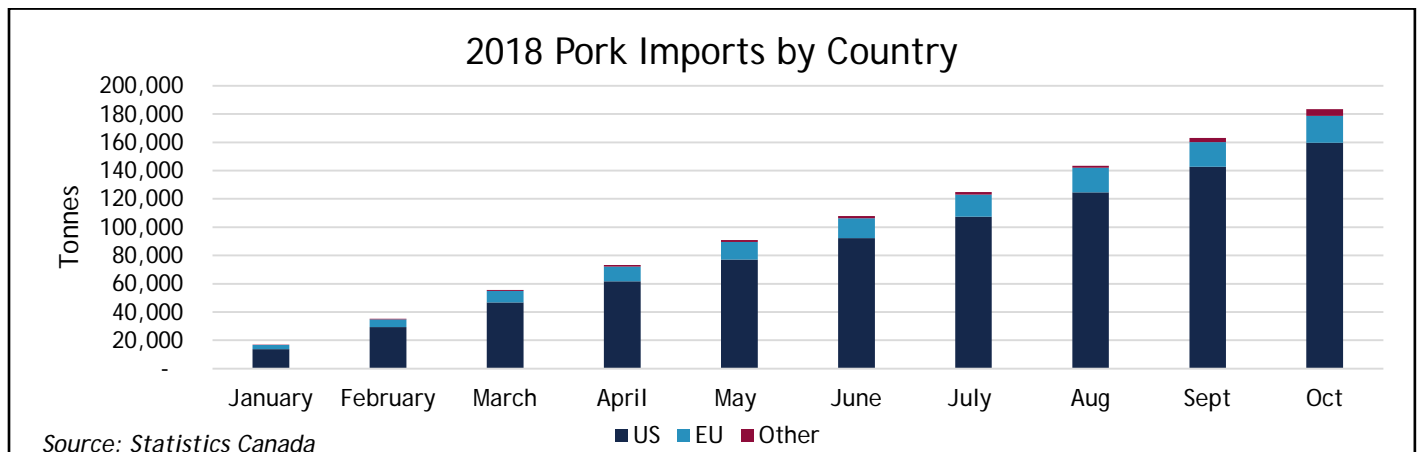
2017 Top 10 Pork Markets - October								
	Tonnes				'000 CDN \$			
	Fresh	Frozen	Offal*	Total	Fresh	Frozen	Offal*	Total
US	209,805	34,483	43,163	307,983	852,196	112,191	63,695	1,028,082
Japan	128,633	40,292	25,544	194,469	713,740	186,991	53,415	954,146
China	1,288	169,759	84,258	255,305	1,811	311,019	156,832	469,662
H. Kong	651	2,629	3,225	6,505	3,327	5,947	5,851	15,125
China / H. Kong	1,939	172,388	87,483	261,810	5,138	316,966	162,683	484,787
Mexico	55,927	7,587	33,717	97,231	96,226	14,796	39,791	150,813
South Korea	6,163	17,309	15,139	38,611	42,588	48,738	8,547	99,873
Australia	-	13,624	1,421	15,045	-	50,260	2,274	52,534
Philippines	409	28,200	7,250	35,859	1,142	67,357	9,392	77,891
Taiwan	692	26,174	5,058	31,924	2,149	65,345	8,251	75,745
Chile	130	8,785	1,867	10,782	291	24,779	3,468	28,538
Cuba	427	1,897	631	2,955	1,277	6,191	1,077	8,545
Total Top 10	404,125	350,739	221,273	818,559	1,714,747	893,614	352,593	2,960,954
All Countries	364,164	342,444	204,191	910,799	1,558,789	877,170	342,553	2,983,254

CANADIAN PORK IMPORTS

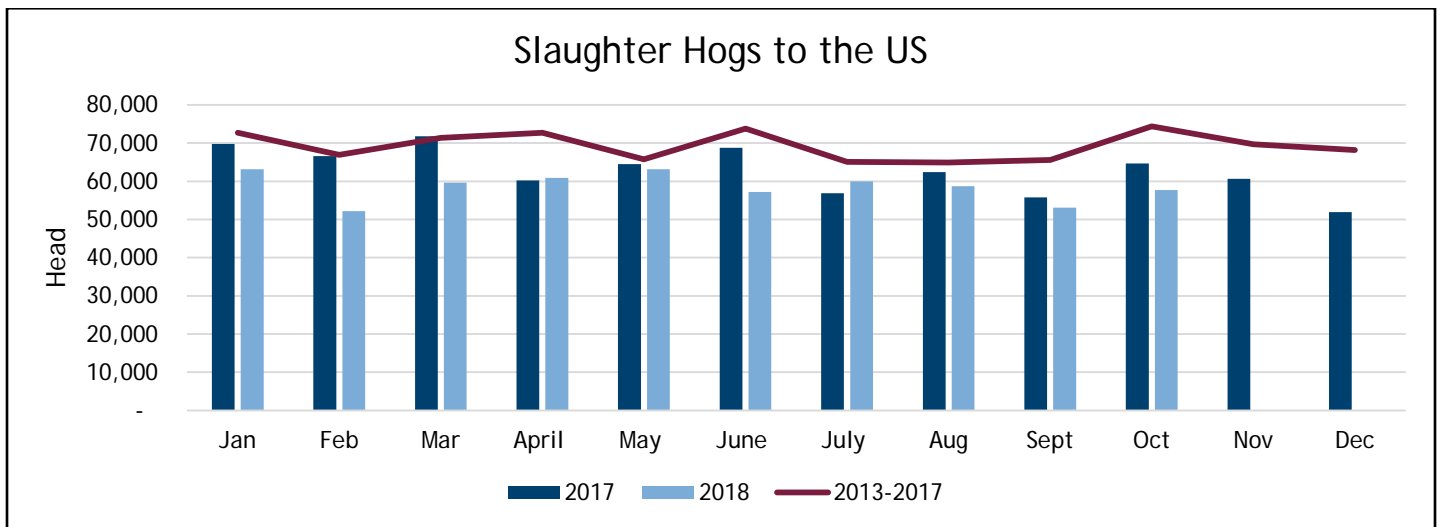
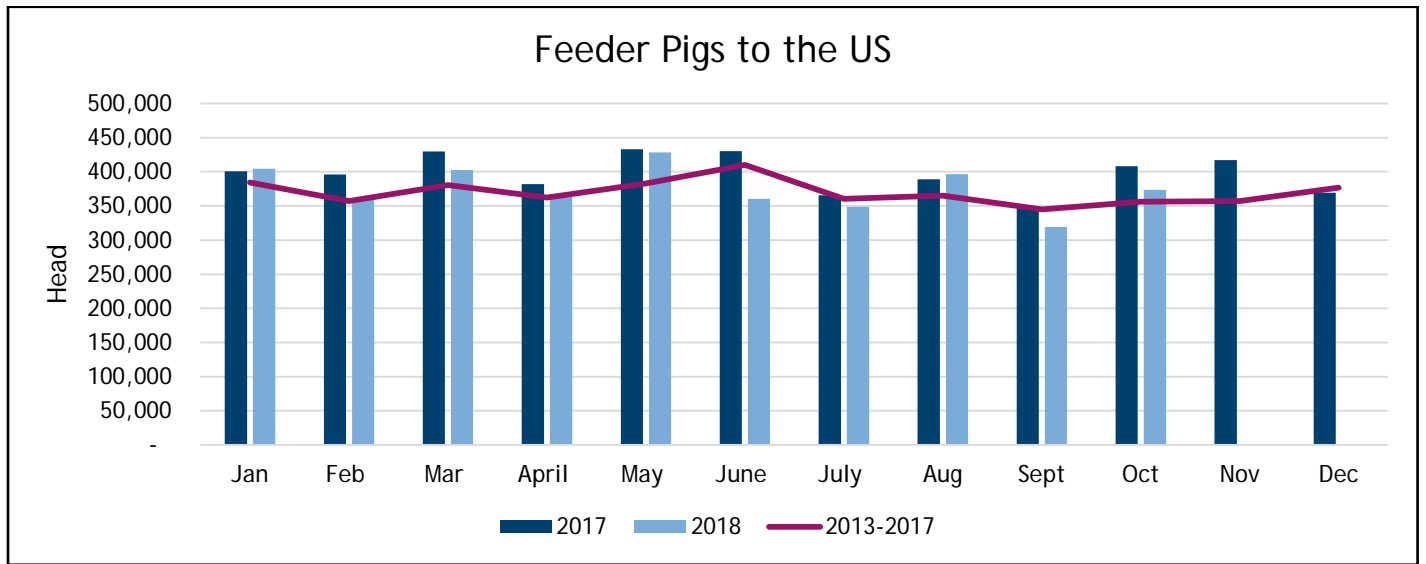


Monthly Pork Imports by Value & Volume

Imports	Millions (\$)				Tonnes			
	2017	2018	% change	2013-2017 Average	2017	2018	% change	2013-2017 Average
Jan	94,798	96,803	2.12	86,753	15,146	16,942	11.86	15,620
Feb	82,594	96,403	16.72	78,312	15,457	18,349	18.71	14,442
Mar	124,412	115,555	-7.12	104,292	21,292	20,286	-4.72	18,708
Apr	107,855	98,283	-8.87	94,391	18,316	17,654	-3.61	16,346
May	119,878	100,669	-16.02	104,182	18,638	17,730	-4.87	17,195
June	102,722	103,122	0.39	98,281	15,575	16,867	8.30	16,214
July	116,827	103,906	-11.06	105,425	17,638	16,992	-3.66	16,687
Aug	105,456	100,297	-4.89	104,122	16,963	18,566	9.45	16,942
Sept	117,080	115,447	-1.39	108,335	20,633	19,790	-4.09	18,704
Oct	104,444	124,260	18.97	99,607	18,138	20,216	11.46	16,936
Nov	105,679			102,598	18,623			17,924
Dec	109,999			101,734	18,901			17,224
Total	1,291,744	1,054,745		1,188,033	215,320	183,392		202,942



LIVE HOG TRADE



	Feeder Pigs				Slaughter Hogs			
	2017	2018	% change	2013-2017 Average	2017	2018	% change	2013-2017 Average
Jan	400,831	404,171	0.83	384,419	69,784	63,129	-9.54	72,713
Feb	396,056	360,742	-8.92	356,960	66,573	52,139	-21.68	66,941
Mar	429,495	402,611	-6.26	380,587	71,808	59,678	-16.89	71,343
Apr	381,717	367,194	-3.80	362,433	60,197	60,932	1.22	72,713
May	432,864	428,152	-1.09	382,706	64,468	63,119	-2.09	65,727
June	429,977	360,512	-16.16	410,040	68,752	57,201	-16.80	73,792
July	365,609	348,827	-4.59	360,462	56,894	59,991	5.44	65,114
Aug	389,118	396,457	1.89	364,973	62,373	58,679	-5.92	64,925
Sept	347,444	319,016	-8.18	344,848	55,744	53,136	-4.68	65,549
Oct	408,020	373,612	-8.43	356,012	64,625	57,703	-10.71	74,378
Nov	417,180			357,278	60,613			69,685
Dec	369,407			376,839	51,942			68,221
Total	4,767,718	3,761,294		4,437,557	753,773	585,707		831,103

ALBERTA MONTHLY EXPORT DATA

Monthly Volume by Product						
	Fresh	Frozen	Offal	Pig Fat	Processed	Total
January	5,719	2,467	1,092	546	768	10,592
February	4,676	3,079	1,511	651	662	10,579
March	5,925	3,105	1,318	752	795	11,895
April	4,862	2,715	1,713	939	976	11,205
May	5,344	3,316	1,579	844	581	11,665
June	5,608	3,033	1,369	870	577	11,456
July	5,299	2,742	1,455	722	627	10,845
August	4,840	1,630	847	519	581	8,417
September	5,343	3,216	1,562	627	322	11,070
October	6,193	3,092	1,990	722	664	12,661
November						
December						
Total YTD	53,810	28,396	14,434	7,190	6,554	110,386

Source: Statistics Canada

Monthly Volume by Export Market							
	Japan	US	S. Korea	China	H. Kong	Mexico	Other
January	3,860	3,739	892	1,092	34	164	810
February	3,203	2,524	825	1,870	19	945	1,194
March	4,509	2,913	1,092	1,041	60	905	1,375
April	4,228	2,714	942	1,234	108	1,071	909
May	4,028	2,893	1,125	1,068	36	1,288	1,228
June	3,903	2,699	973	1,080	4	1,409	1,388
July	3,801	2,712	955	920	47	1,506	904
August	3,812	2,269	698	571	7	829	558
September	3,792	3,038	695	585	32	1,542	1,057
October	4,146	3,028	1,018	1,315	34	2,175	944
November							
December							
Total YTD	39,282	28,530	9,214	10,775	381	11,835	10,367

October							
Value by Product (CDN\$)				Volume by Product (tonnes)			
	2017 YTD	2018 YTD	% change		2017 YTD	2018 YTD	% change
Fresh	293,679,882	252,608,690	-14.0	Fresh	61,543	53,810	-12.6
Frozen	87,281,345	87,953,621	0.8	Frozen	26,701	28,396	6.3
Offal	31,411,333	28,244,050	-10.1	Offal	16,105	14,434	-10.4
Pig Fat	10,248,595	10,706,692	4.5	Pig Fat	6,588	7,190	9.1
Processed	28,782,983	24,215,746	-15.9	Processed	8,261	6,554	-20.7
Total	451,404,138	403,728,799	-10.6	Total	119,198	110,384	-7.4

Value by Export Market (CDN\$)				Volume by Export Market (tonnes)			
	2017 YTD	2018 YTD	% change		2017 YTD	2018 YTD	% change
Japan	207,047,146	199,604,761	-7.2	Japan	41,486	39,282	-5.3
US	128,615,904	85,125,109	-67.3	US	35,462	28,530	-19.5
S. Korea	40,591,543	50,238,177	47.3	S. Korea	7,427	9,214	24.1
China	21,944,164	20,239,990	-15.5	China	10,885	10,775	-1.0
H. Kong	2,476,274	1,383,196	-87.8	H. Kong	819	380	-53.6
China/ H.K.	24,420,438	21,623,186	-22.8	China/ H.K.	11,704	11,155	-4.7
Mexico	19,830,008	18,791,957	-10.4	Mexico	12,374	11,835	-4.4

Source: Statistics Canada

This report is produced by Phyllis MacCallum, Sector Analyst with the Canadian Pork Council, with the collaboration of Canada Pork International on behalf of Canadian hog producers.

For more information:

PHYLLIS MACCALLUM | SECTOR ANALYST
 Canadian Pork Council
 900 - 220 Laurier Ave. W Ottawa, On K1P 5Z9
 T: (613)-236-9239 ext.265 C: (613)-676-2885
maccallum@cpc-ccp.com



Canadian Pork Council
 Conseil canadien du porc

