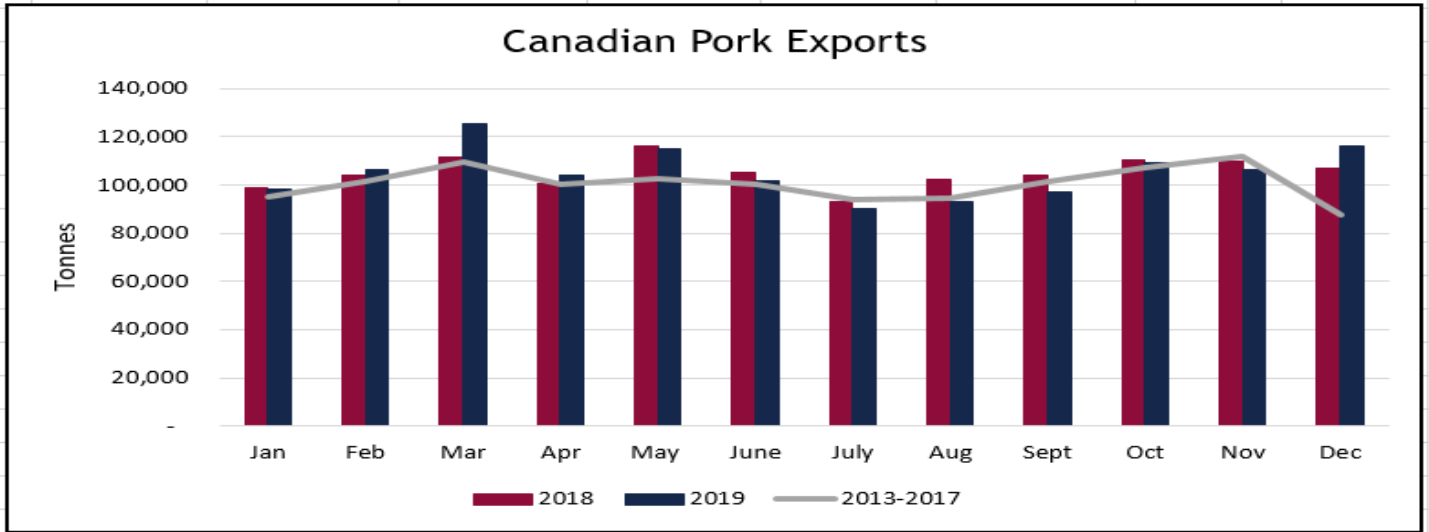




Canadian Pork Council
Conseil canadien du porc

TRADE REPORT - FEBRUARY 2020

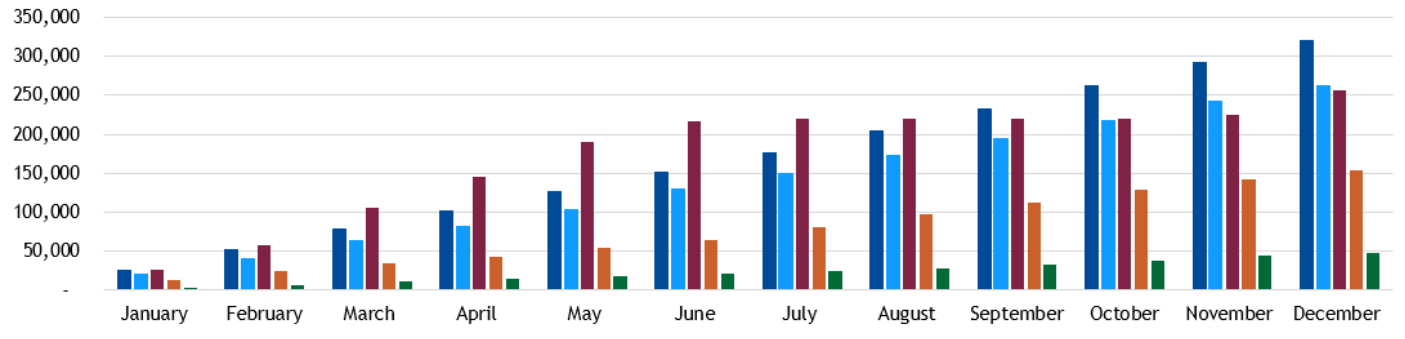
CANADIAN PORK EXPORTS



Monthly Pork Exports by Value & Volume

Exports	Millions (\$)				Tonnes			
	2018	2019	% change	2014-2018 Average	2018	2019	% change	2014-2018 Average
Jan	295,943	315,733	6.69	283,233	98,605	97,980	-0.63	94,867
Feb	310,037	319,500	3.05	234,814	103,880	106,396	2.42	101,295
Mar	344,513	387,442	12.46	256,633	111,469	125,132	12.26	109,552
Apr	296,091	345,577	16.71	297,124	100,441	103,851	3.40	100,072
May	339,255	397,183	17.08	314,962	116,132	115,102	-0.89	102,863
June	323,687	363,999	12.45	318,173	104,989	101,462	-3.36	100,393
July	300,274	314,808	4.84	307,443	93,274	90,432	-3.05	94,102
Aug	313,916	331,725	5.67	301,258	102,258	92,930	-9.12	94,536
Sept	303,540	326,184	7.46	309,804	104,210	96,993	-6.93	101,644
Oct	354,349	368,199	3.91	336,793	110,373	109,430	-0.85	107,184
Nov	342,745	370,675	8.15	345,434	109,515	106,160	-3.06	111,784
Dec	332,111	406,433	22.38	322,237	106,652	116,416	9.16	87,345
Total	3,856,461	4,247,458	10.14	3,627,909	1,261,798	1,262,284	0.04	1,205,637

Monthly Exports to Top 5 Countries



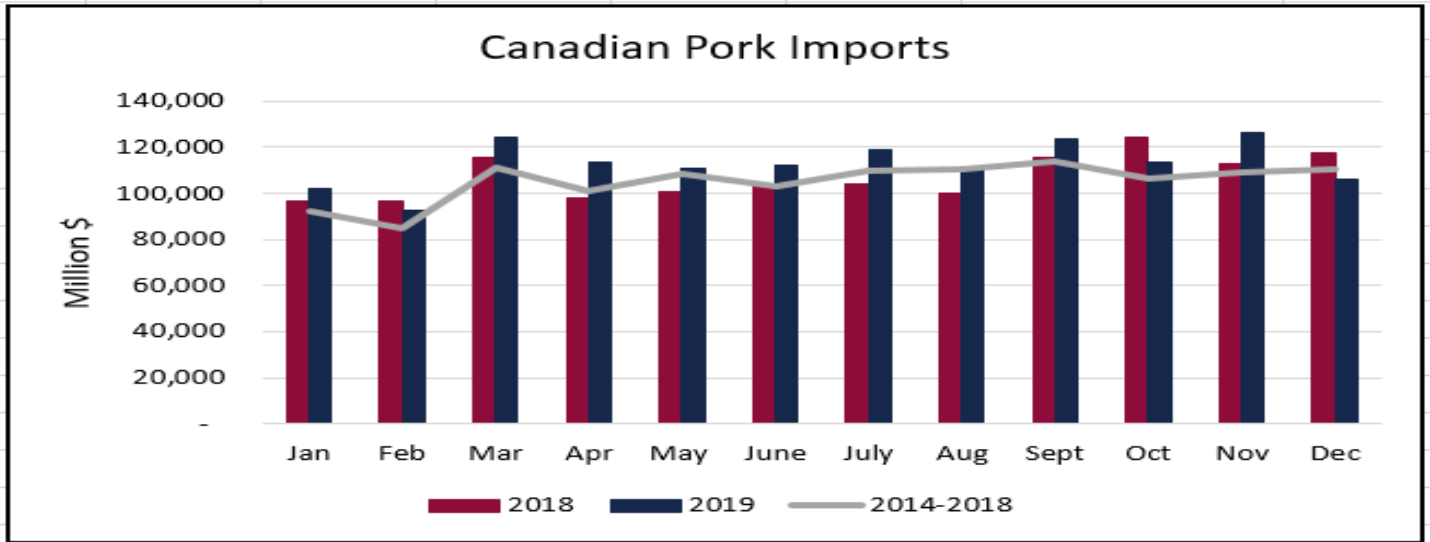
Source: Statistics Canada

■ US ■ Japan ■ China ■ Mexico ■ South Korea

2019 Top 10 Pork Markets - December								
	Tonnes				'000 CDN \$			
	Fresh	Frozen	Offal*	Total	Fresh	Frozen	Offal*	Total
US	182,043 -12%	41,073 -6%	52,061 -16%	275,177 -12%	751,866 -7%	126,806 -2%	84,792 -1%	963,464 -6%
Japan	177,614 3%	43,614 -4%	28,730 -9%	249,958 0%	1,083,576 13%	206,587 9%	70,300 3%	1,360,463 12%
China	1,239 -22%	203,634 -7%	50,330 -16%	255,203 -9%	2,594 12%	487,947 29%	117,917 -8%	608,458 19%
H. Kong	934 67%	10,305 199%	3,923 66%	15,162 138%	5,003 60%	16,679 112%	7,641 98%	29,323 97%
China / H. Kong	2,173 1%	213,939 -4%	54,253 -13%	270,365 -6%	7,597 39%	504,626 30%	125,558 -5%	637,781 22%
Mexico	90,282 3%	15,958 22%	38,057 -14%	144,297 0%	172,480 12%	34,863 20%	51,818 1%	259,161 11%
South Korea	8,684 -17%	30,178 14%	8,399 4%	47,261 5%	61,923 1%	90,962 12%	17,637 13%	170,522 8%
Australia	20 0%	9,157 -22%	2,112 16%	11,289 -17%	91 0%	30,869 -25%	4,940 60%	35,900 -19%
Philippines	1,211 33%	39,649 3%	12,260 57%	53,120 12%	2,780 24%	94,449 8%	20,230 78%	117,459 16%
Taiwan	1,885 -13%	38,908 26%	6,973 340%	47,766 38%	3,728 -30%	91,528 30%	11,789 61%	107,045 29%
Chile	161 54%	7,931 68%	198 -47%	8,290 52%	325 -61%	22,384 90%	575 0%	23,284 77%
Cuba	773 18%	1,991 2%	412 153%	3,176 14%	2,902 43%	6,175 -2%	1,396 291%	10,473 21%
Total Top 10	464,846 -4%	442,398 1%	203,455 -7%	1,110,699 -3%	2,087,268 4%	1,209,249 17%	389,035 4%	3,685,552 8%
All Countries	468,192 -4%	497,861 6%	215,445 -7%	1,181,498 -1%	2,099,263 4%	1,341,024 20%	412,505 6%	3,852,792 10%

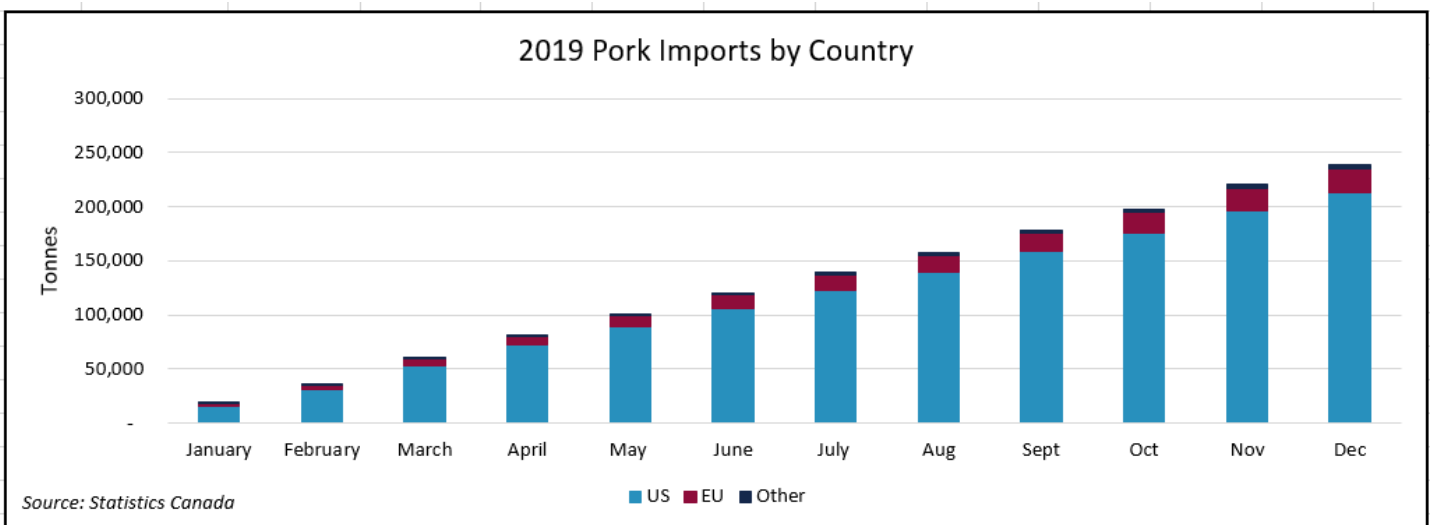
2018 Top 10 Pork Markets - December								
	Tonnes				'000 CDN \$			
	Fresh	Frozen	Offal*	Total	Fresh	Frozen	Offal*	Total
US	205,979	43,723	61,714	311,416	810,872	129,362	85,407	1,025,641
Japan	172,468	45,305	31,483	249,256	960,750	189,957	68,513	1,219,220
China	1,595	219,282	60,118	280,995	2,326	379,527	127,959	509,812
H. Kong	559	3,445	2,363	6,367	3,123	7,864	3,867	14,854
China / H. Kong	2,154	222,727	62,481	287,362	5,449	387,391	131,826	524,666
Mexico	87,244	13,124	44,385	144,753	153,517	29,143	51,243	233,903
South Korea	10,410	26,460	8,081	44,951	61,467	81,177	15,598	158,242
Australia	71	11,753	1,815	13,639	279	41,081	3,078	44,438
Philippines	910	38,667	7,788	47,365	2,246	87,383	11,384	101,013
Taiwan	2,170	30,890	1,586	34,646	5,310	70,500	7,317	83,127
Chile	352	4,731	373	5,456	826	11,758	574	13,158
Cuba	653	1,961	163	2,777	2,025	6,282	357	8,664
Total Top 10	482,411	439,341	219,869	1,141,621	2,002,741	1,034,034	375,297	3,412,072
All Countries	486,156	471,694	230,566	1,188,416	2,012,755	1,113,124	390,945	3,516,824

CANADIAN PORK IMPORTS

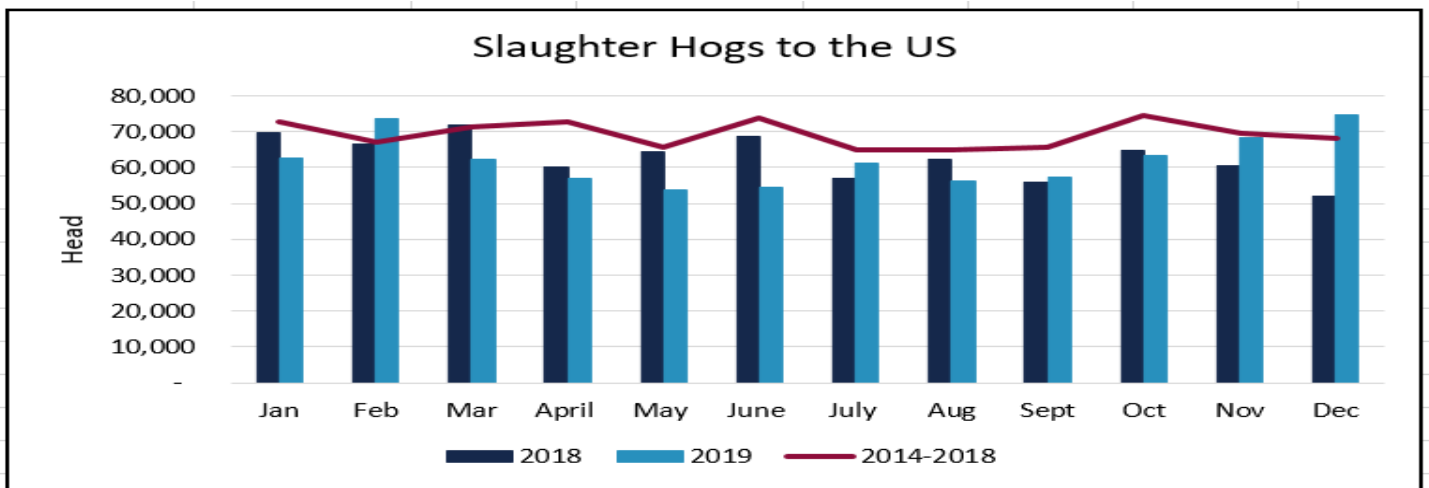
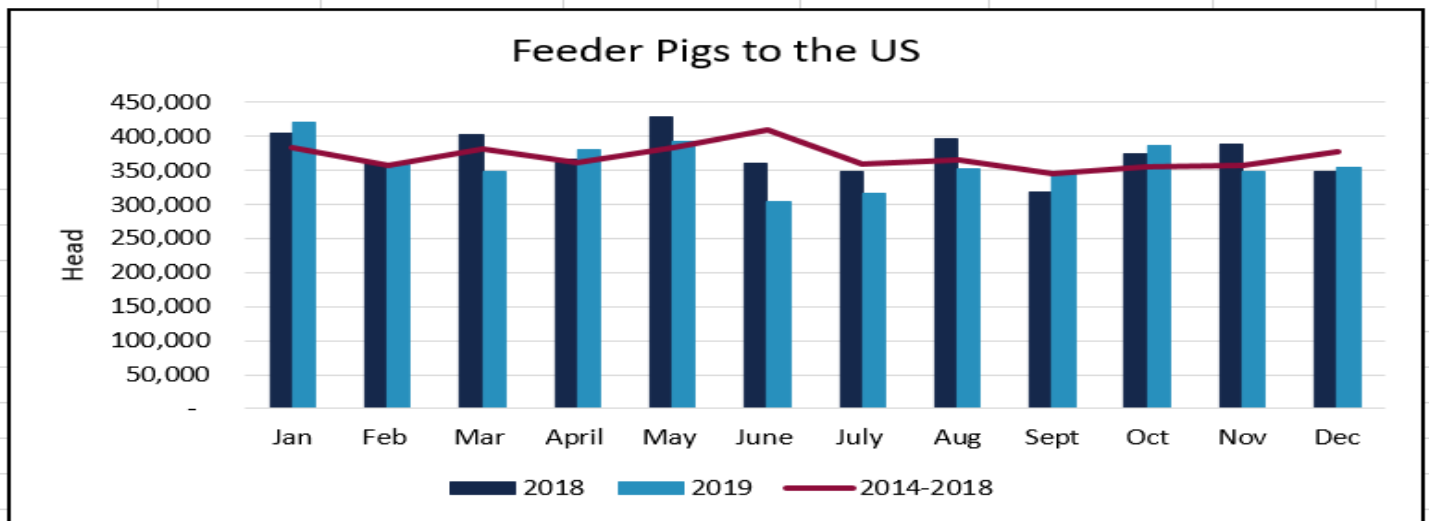


Monthly Pork Imports by Value & Volume

Imports	Millions (\$)				Tonnes			
	2018	2019	% change	2014-2018 Average	2018	2019	% change	2014-2018 Average
Jan	96,803	101,921	5.29	92,244	16,942	18,263	7.80	15,622
Feb	96,403	92,748	-3.79	84,586	18,349	17,839	-2.78	15,125
Mar	115,555	124,015	7.32	111,252	20,286	23,856	17.60	19,068
Apr	98,283	113,505	15.49	101,086	17,654	21,480	21.67	16,728
May	100,669	111,143	10.40	108,551	17,730	19,647	10.81	17,416
June	103,122	112,519	9.11	103,265	16,867	18,913	12.13	16,430
July	103,906	119,264	14.78	110,089	16,992	19,313	13.66	16,989
Aug	100,297	111,464	11.13	110,227	18,566	18,359	-1.11	17,720
Sept	115,447	123,555	7.02	113,622	19,790	20,757	4.89	19,318
Oct	124,260	113,835	-8.39	106,326	20,216	19,389	-4.09	17,642
Nov	112,851	126,595	12.18	109,001	20,689	22,449	8.51	18,641
Dec	117,698	106,190	-9.78	110,647	20,492	18,781	-8.35	18,405
Total	1,285,294	1,356,754	5.56	1,260,896	224,573	239,046	6.44	209,103



LIVE HOG TRADE



	Feeder Pigs				Slaughter Hogs			
	2018	2019	% change	2014-2018 Average	2018	2019	% change	2014-2018 Average
Jan	404,171	420,271	3.98	384,419	69,784	62,711	-10.14	72,713
Feb	360,742	358,550	-0.61	356,960	66,573	73,768	10.81	66,941
Mar	402,611	348,098	-13.54	380,587	71,808	62,161	-13.43	71,343
Apr	367,194	381,037	3.77	362,433	60,197	56,965	-5.37	72,713
May	428,152	392,620	-8.30	382,706	64,468	53,922	-16.36	65,727
June	360,512	304,404	-15.56	410,040	68,752	54,573	-20.62	73,792
July	348,827	315,922	-9.43	360,462	56,894	61,239	7.64	65,114
Aug	396,457	351,921	-11.23	364,973	62,373	56,368	-9.63	64,925
Sept	319,016	348,446	9.23	344,848	55,744	57,229	2.66	65,549
Oct	373,612	386,207	3.37	356,012	64,625	63,490	-1.76	74,378
Nov	389,259	349,217	-10.29	357,278	60,613	68,303	12.69	69,685
Dec	348,312	355,056	1.94	376,839	51,942	74,665	43.75	68,221
Total	4,498,865	4,311,749	-4.16	4,437,557	753,773	745,394	-1.11	831,103

This report is produced by Phyllis MacCallum, Sector Analyst with the Canadian Pork Council, with the collaboration of Canada Pork International on behalf of Canadian hog producers.

For more information:

PHYLLIS MACCALLUM | SECTOR ANALYST
Canadian Pork Council
900 - 220 Laurier Ave. W Ottawa, On K1P 5Z9
T: (613)-236-9239 ext.265 C: (613)-676-2885
maccallum@cpc-ccp.com



Canadian Pork Council
Conseil canadien du porc

